

# Crafter 35 Van

Model Year 2025 Specifications



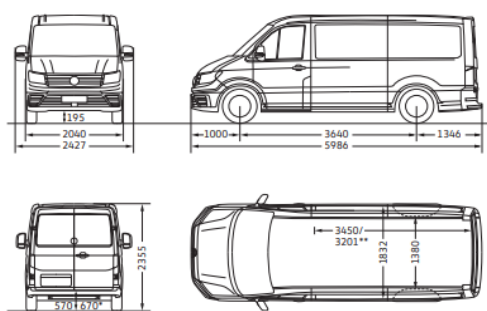
Price	Crafter 35 103kW MWB	Crafter 35 103kW LWB	Crafter 35 130kW MWB	Crafter 35 130kW LWB
Maximum Retail Price* - 8 Speed Automatic (Model Code)	\$105,000 (SYBB4B)	\$110,500 (SYCB4B)	\$110,500 (SYBB8B)	\$115,500 (SYCB8B)
Maximum Retail Price* - 8 Speed Automatic 4MOTION (Model Code)	-	-	\$118,500 (SYBB8Z)	\$123,500 (SYCB8Z)
Extra Long Wheelbase	SYD***	\$3,500	-	\$3,500

\*Maximum Retail Price (MRP) includes 15% GST and does not include on-road costs. Fuel consumption tested in accordance with EC directive EEC 715/2007. Consumption is measured on European specification cars. The official fuel consumption, emissions, and EV range figures determined by the WLTP or NEDC test should be used as a guide only, or for vehicle to vehicle comparison. Actual results may vary due to factors such as driving or environmental conditions. Image shows international specification, local specification may vary. Specifications are as planned May 2025 for Model Year 2025 and subject to change without notice or obligation.



Technical Data	Crafter 35 103kW MWB	Crafter 35 103kW LWB	Crafter 35 130kW MWB	Crafter 35 130kW LWB
Engine Type	4-Cylinder Turbo	4-Cylinder Turbo	4-Cylinder Twin Turbo	4-Cylinder Twin Turbo
Fuel Type	Diesel	Diesel	Diesel	Diesel
Cubic Capacity (cc)	1,968	1,968	1,968	1,968
Maximum Power (kW) @ rpm	103 @ 3,500	103 @ 3,500	130 @ 3,600	130 @ 3,600
Maximum Torque (Nm) @ rpm	340 @ 1,500 - 2,250	340 @ 1,500 - 2,250	410 @ 1,500 - 2,000	410 @ 1,500 - 2,000
Drivetrain	Front Wheel Drive	Front Wheel Drive	Front Wheel Drive	Front Wheel Drive
Gross Vehicle Mass (kg)	3,500	3,500	3,500	3,500
Tare weight (kg), based on Standard Equipment (4MOTION)	2,394	2,504	2403 (2525)	2513 (2635)
Payload, based on Standard Equipment (4MOTION)	1,106	996	1097 (975)	987 (865)
Axle load limit, Front / Rear (kg)	1,800 / 2,100	1,800 / 2,100	1,800 / 2,100	1,800 / 2,100
Trailer load limit 12% gradient. Braked / Unbraked (kg), based on Standard Equipment	3,000 / 750	3,000 / 750	3,000 / 750	3,000 / 750
Trailer down ball force (kg)	120	120	120	120
Roof load limit (kg)   (Low roof limit 300kg)	150	150	150	150
Gross Train Weight 12% gradient (kg)	6,000	6,000	6,000	6,000
Fuel Tank Capacity (L, approx.)	75	75	75	75
Emission Standard	EU6	EU6	EU6	EU6
Combined Fuel Consumption, L/100km. WLTP-3P (4MOTION)	8.8	8.8	9.3 (10.4)	9.0 (10.5)
Combined CO <sub>2</sub> g/km. NEDC - WLTP-3P Converted (4MOTION)	232	232	244 (270)	236 (274)
Start/stop system with regenerative braking	●	●	●	●
5-Year / 250,000 km (whichever occurs first) mechanical warranty, 5-Year Volkswagen Roadside Assistance	●	●	●	●
12-Year Anti-Corrosion Warranty	●	●	●	●
Up to 30,000km or every two years (whichever occurs first) oil service intervals	●	●	●	●
Volkswagen Service Plan - First three services included	●	●	●	●

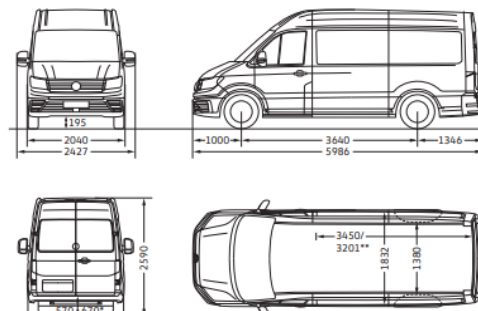
Crafter 35 MWB Normal Roof



\*This value applies for 4MOTION all-wheel drive.

\*\*Load compartment length, max. (at floor level)/load compartment length, min.

Crafter 35 MWB High Roof



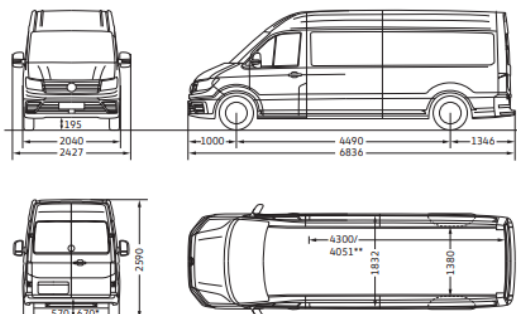
\*This value applies for 4MOTION all-wheel drive.

\*\*Load compartment length, max. (at floor level)/load compartment length, min.

load compartment, height (mm), with front-wheel drive/4MOTION all-wheel drive	1,726/1,626
load compartment, volume (m³), with front-wheel drive/4MOTION all-wheel drive	9.9/9.3
lateral sliding door, width x height (mm):	
- with front-wheel drive	1,311 x 1,587
- with 4MOTION all-wheel drive	1,311 x 1,487
rear wing doors, width x height (mm):	
- with front-wheel drive	1,552 x 1,605
- with 4MOTION all-wheel drive	1,552 x 1,505

load compartment, height (mm), with front-wheel drive/4MOTION all-wheel drive	1,961/1,861
load compartment, volume (m³), with front-wheel drive/4MOTION all-wheel drive	11.3/10.7
lateral sliding door, width x height (mm):	
- with front-wheel drive	1,311 x 1,822
- with 4MOTION all-wheel drive	1,311 x 1,722
rear wing doors, width x height (mm):	
- with front-wheel drive	1,552 x 1,840
- with 4MOTION all-wheel drive	1,552 x 1,740

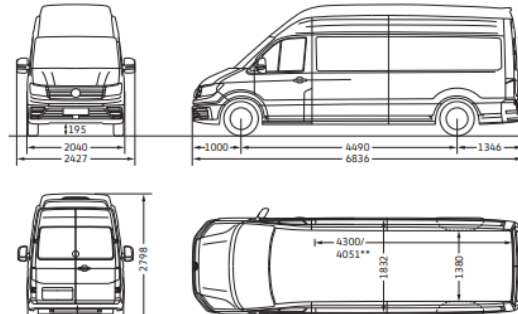
Crafter 35 LWB High Roof



\*This value applies for 4MOTION all-wheel drive and rear-wheel drive.

\*\*Load compartment length, max. (at floor level)/load compartment length, min.

Crafter 35 LWB Super- High Roof



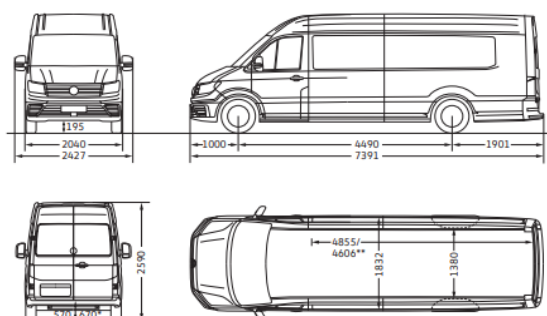
\*This value applies for 4MOTION all-wheel drive.

\*\*Load compartment length, max. (at floor level)/load compartment length, min.

load compartment, height (mm), with front-wheel drive/4MOTION all-wheel drive/rear-wheel drive	1,961/1,861/1,861
load compartment, volume (m³), with front-wheel drive/4MOTION all-wheel drive/rear-wheel drive	14.4/13.6/13.6
lateral sliding door, width x height (mm):	
- with front-wheel drive	1,311 x 1,822
- with 4MOTION all-wheel drive and rear-wheel drive	1,311 x 1,722
rear wing doors, width x height (mm):	
- with front-wheel drive	1,552 x 1,840
- with 4MOTION all-wheel drive and rear-wheel drive	1,552 x 1,740

load compartment, height (mm), with front-wheel drive/4MOTION all-wheel drive	2,189/2,089
load compartment, volume (m³), with front-wheel drive/4MOTION all-wheel drive	16.1/15.3
lateral sliding door, width x height (mm):	
- with front-wheel drive	1,311 x 1,822
- with 4MOTION all-wheel drive	1,311 x 1,722
rear wing doors, width x height (mm):	
- with front-wheel drive	1,552 x 1,840
- with 4MOTION all-wheel drive	1,552 x 1,740

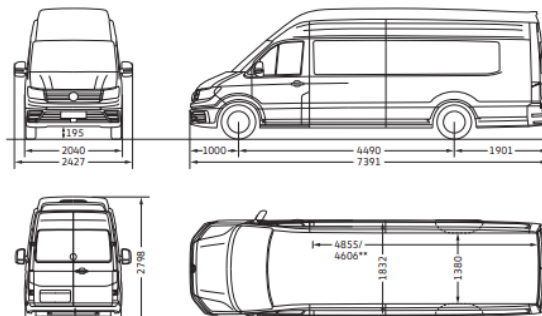
Crafter 35 ELWB High Roof



\*This value applies for 4MOTION all-wheel drive.

\*\*Load compartment length, max. (at floor level)/load compartment length, min.

Crafter 35 ELWB Super- High Roof



\*This value applies for 4MOTION all-wheel drive.

\*\*Load compartment length, max. (at floor level)/load compartment length, min.

load compartment, height (mm), with front-wheel drive/4MOTION all-wheel drive	1,961/1,861
load compartment, volume (m³), with front-wheel drive/4MOTION all-wheel drive	16.4/15.5
lateral sliding door, width x height (mm):	
- with front-wheel drive	1,311 x 1,822
- with 4MOTION all-wheel drive	1,311 x 1,722
rear wing doors, width x height (mm):	
- with front-wheel drive	1,552 x 1,840
- with 4MOTION all-wheel drive	1,552 x 1,740

load compartment, height (mm), with front-wheel drive/4MOTION all-wheel drive	2,196/2,096
load compartment, volume (m³), with front-wheel drive/4MOTION all-wheel drive	18.4/17.5
lateral sliding door, width x height (mm):	
- with front-wheel drive	1,311 x 1,822
- with 4MOTION all-wheel drive	1,311 x 1,722
rear wing doors, width x height (mm):	
- with front-wheel drive	1,552 x 1,840
- with 4MOTION all-wheel drive	1,552 x 1,740



Safety and Security		Crafter 35 103kW MWB	Crafter 35 103kW LWB	Crafter 35 130kW MWB	Crafter 35 130kW LWB
Driver and front passenger airbag with front passenger airbag deactivation	4UF	●	●	●	●
Side and Curtain Airbag for driver and front passenger (Note: Not Available with Super High Roof)	4X3	\$2,200	\$2,200	\$2,200	\$2,200
Electronic Cruise Control System	8T2	●	●	●	●
Advanced Assist Package - inc. Adaptive Cruise Control w. stop and go, Travel assist semi-automated driving assistance w. lane keeping	PVH	\$2,500	\$2,500	\$2,500	\$2,500
Electronic Stability Control and anti-lock brake system	1AS	●	●	●	●
Park Distance Control in front and rear	7X2	●	●	●	●
Park Assist with Park distance control in front and rear with active side protection	PVF	\$950	\$950	\$950	\$950
Hill Start Assist	UG1	●	●	●	●
Hill Start Assist & Hill Descent Control (4MOTION variants only)	UG5	-	-	\$200	\$200
Cross Wind Assist	KJ1	●	●	●	●
Rear view camera system	KA2	●	●	●	●
3-point automatic seat belts, height-adjustable with electric seat-belt tensioners in front	3QN	●	●	●	●
Forward collision warning with warning and braking reaction to vehicles, pedestrians and cyclists	8J3	●	●	●	●
Warning buzzer and light for driver seat belt not fastened	9P3	●	●	●	●
Advanced Driver Attention & Drowsiness Monitor	EM2	●	●	●	●
Extended Assist. package w/ lane change system Side Assist, Blind Spot Monitor on both sides	PVE	●	●	●	●
Lane keeping system Lane Assist	6I1	●	●	●	●
Central locking system Keyless Go without SAFELOCK	4I7	●	●	●	●
Electronic vehicle immobilisation device (transponder)	7AA	●	●	●	●
Tire pressure monitor	7K3	●	●	●	●



Exterior		Crafter 35 103kW MWB	Crafter 35 103kW LWB	Crafter 35 130kW MWB	Crafter 35 130kW LWB
Normal Roof	3R0	-\$2,200	-	-\$2,200	-
High Roof	3R2	●	●	●	●
Super High Roof (In White only)	ZD3	-	\$5,000	-	\$5,000
Gross Vehicle Mass increase to 3,880kg	1UV	-	-	\$5,000	\$5,000
Gross Vehicle Mass increase to 4,000kg	1UD	-	-	-	\$6,000
Standard suspension system and shock absorption.	1BA	●	●	●	●
Heavy-duty suspension system and shock absorption, heavy-duty stabilizers	2MG	\$750	\$750	\$750	\$750
Grey Bumper in front with painted trim panel in body colour, radiator grille unpainted with chrome moulding	2JB & 6KA	●	●	●	●
Halogen twin lamps	8ID	●	●	●	●
LED Headlights & Daytime Running Lights	8IT	\$2,400	\$2,400	\$2,400	\$2,400
Front fog lights with cornering function	8WH	\$600	\$600	\$600	\$600
Heat-insulating windshield made of laminated glass	4GF	●	●	●	●
Heated Rear Windows	4HH	●	●	●	●
Windshield wiper intermittent control with light and rain sensor and separate daytime running lights with automatic headlamp activations.	ZA3	●	●	●	●
Window Package	ZFP	\$2,000	\$2,000	\$2,000	\$2,000
Exterior mirrors, power-adjustable, heated and electric folding	6XP	●	●	●	●
Sliding door, left and right	5Q2 & 5R2	●	●	●	●
Mud Flaps in Front & Rear	6N2	●	●	●	●
Side marker lamps	8F1	●	●	●	●
Rear wing doors with windows aperture	ZHF	●	●	●	●
Hinges for rear wing doors with increased opening angle (max. 270°)	5V4	●	●	●	●
Mechanical Differential Lock in Rear (4MOTION variants only) forces option IS2 - Central Control Module MRP \$1200	1Y4	-	-	\$1,500	\$1,500
Trailer hitch preparation (incl. trailer stabilisation) with wiring harness, outlet, and electronic control unit. (Note: Not Available on ELWB with GVM upgrade to Crafter 38 or 40)	1D7	●	●	●	●



Interior		Crafter 35 103kW MWB	Crafter 35 103kW LWB	Crafter 35 130kW MWB	Crafter 35 130kW LWB
2 remote control folding keys	8QJ	●	●	●	●
Dimming breakaway interior rear-view mirror	4L2	●	●	●	●
Leather-wrapped multi-function steering wheel with tiptronic	2FE	●	●	●	●
Digital Cockpit Pro	7J2	●	●	●	●
Air-Conditioning with 2nd Evaporator & 2nd Heater Core	6AD	\$3,500	\$3,500	\$3,500	\$3,500
Acoustic warning when reverse gear is engaged, de-activatable	IL2	\$600	\$600	\$600	\$600
Interior sound insulation measures, PLUS	3W3	●	●	-	-
Interior sound insulation measures, Premium	3W6	-	-	●	●
Two 12V outlets in the cab (in the dashboard)	EU1	●	●	●	●
Two 12V outlets in cab/load compartment (one at the C- and 1 at the D-pillar)	7B3	\$150	\$150	\$150	\$150
Storage compartment over cab	QE4	●	●	●	●
Storage compartment over cab, accessible from load compartment (only available with 3R2 - High Roof)	7N4	\$360	\$360	\$360	\$360
Interior Roof Lining for passenger compartment (forces dual sliding doors)	5CE	\$1,600	\$1,600	\$1,600	\$1,600
Rubber floor covering in cab	5AC	●	●	●	●
Cargo area partition with fixed window	3CG	●	●	●	●
<b>Cargo area partition – removal of partition (Forces: Child safety lock in load compartment, Without grab handle on B-pillar in load/passenger compartment)</b>	ZT0	NCO	NCO	NCO	NCO
Without floor covering in passenger/load compartment, with covering for locking mechanism on tailgate/rear wing doors	5BA	●	●	●	●
Wooden floor covering in load compartment, with loading edge	5BD	\$1,500	\$1,500	\$1,500	\$1,500
Rear side trim panel in passenger/load compartment made of medium-height plastic twin-walled sheets	5DB	●	●	●	●
Rear side trim panel in passenger/load compartment made of plywood, extending up to the roof frame (Not Available in combination with 5CE - Interior Roof Lining)	5DU	\$1,400	\$1,400	\$1,400	\$1,400
Rear side trim panel in load compartment made of plastic, extending up to the roof frame. (Not Available in combination with 5CE - Interior Roof Lining)	5DN	\$850	\$850	\$850	\$850
Without rear side trim panel passenger load compartment	5DA	NCO	NCO	NCO	NCO
Lashing rings for load restraint	6B1	●	●	●	●
Side window in passenger/load compartment, front left and right, fixed	4DE & 4EE	\$720	\$720	\$720	\$720
Side window in passenger/load compartment, front left and right, sliding	4DM & 4EM	\$1,440	\$1,440	\$1,440	\$1,440
2 Standard interior lights in passenger / load compartment	9CC	●	●	●	●
Load compartment lighting: 4 LED spots	9CW	\$400	\$400	\$400	\$400



Seat & Upholstery		Crafter 35 103kW MWB	Crafter 35 103kW LWB	Crafter 35 130kW MWB	Crafter 35 130kW LWB
Comfort seat "Plus" for driver (Backrest adjustment, Longitudinal adjustment, 4 - track electrical lumbar support, 2x armrests, seat cushion for adjustment, height adjustment)	3SF	●	●	●	●
<b>Comfort seat "Plus" for passenger</b>	3TF	NCO	NCO	NCO	NCO
2-seater front passenger bench seat with storage compartment	3TS	●	●	●	●
Swivel seat for driver and passenger (forces no partition)	3SD & 3TD	\$650	\$650	\$650	\$650
Heated front seats	4A3	\$600	\$600	\$600	\$600
Seat trim covers in fabric "Austin"	NOL	●	●	●	●



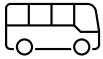
Multimedia		Crafter 35 103kW MWB	Crafter 35 103kW LWB	Crafter 35 130kW MWB	Crafter 35 130kW LWB
Radio "Composition" 10.4" Colour Touch Screen with 4 speakers	Z65	●	●	●	●
2X Type-C USB Ports	U9E	●	●	●	●
Wired & Wireless App-Connect	9WJ	●	●	●	●
Mobile phone storage w. inductive charging & connection via Bluetooth	9ZV	●	●	●	●



Wheels		Crafter 35 103kW MWB	Crafter 35 103kW LWB	Crafter 35 130kW MWB	Crafter 35 130kW LWB
Standard Wheels		16" Steel Wheels, Silver	16" Steel Wheels, Silver	16" Steel Wheels, Silver	16" Steel Wheels, Silver
Tire Size	F85	205/75 R16	205/75 R16	205/75 R16	205/75 R16
Image					
17" Lismore Alloys	PR7	\$3,400	\$3,400	\$3,400	3400
Spare Steel Wheel, Tool Kit & Jack	ZR8	●	●	●	●



Exterior Colours		Crafter 35 103kW MWB	Crafter 35 103kW LWB	Crafter 35 130kW MWB	Crafter 35 130kW LWB
Candy White		B4B4	●	●	●
Cherry Red		4B4B	●	●	●
Deep Black Pearlescent		2T2T	\$3,200	\$3,200	\$3,200
Deep Ocean Blue		0P0P	●	●	●
Indium Grey Metallic		X3X3	\$3,200	\$3,200	\$3,200
Luminous Orange		E3E3	●	●	●
Ascot Grey		6U6U	●	●	●
Oyster Silver Metallic		F0F0	\$3,200	\$3,200	\$3,200



Conversion Base Options - Minibus		Crafter 35 103kW MWB	Crafter 35 103kW LWB	Crafter 35 130kW MWB	Crafter 35 130kW LWB
Minibus Package Consists of the Following	MINIBUS	\$7,500	\$7,500	\$7,500	\$7,500
Air-Conditioning with 2nd Evaporator & 2nd Heater Core	6AD	●	●	●	●
Comfort seat "Plus" for passenger	3TF	●	●	●	●
Window Package	ZFP	●	●	●	●
Cargo area partition – removal of partition (Forces: Child safety lock in load compartment, Without grab handle on B-pillar in load/passenger compartment)	ZT0	●	●	●	●
Interior Roof Lining (forces dual sliding doors)	5CE	●	●	●	●
Load compartment lighting: 4 LED spots	9CW	●	●	●	●
Without lashing rings	6B0	●	●	●	●
Overhead storage compartment and reading light	QE1	●	●	●	●
Hinges for rear wing doors	5V3	●	●	●	●



Conversion Base Options - Camper / Overlander		Crafter 35 103kW MWB	Crafter 35 103kW LWB	Crafter 35 130kW MWB	Crafter 35 130kW LWB
Increase GVM to 3880kg (1UV) / 4000kg (1UD)	1UV / 1UD	-	-	\$5,000	\$6,000
Heavy-duty suspension system and shock absorption, heavy-duty stabilizers	2MG	\$750	\$750	\$750	\$750
Swivel Seat - Driver & Passenger	3SD & 3TD	\$650	\$650	\$650	\$650
Seat Heater - Driver & Passenger	4A3	\$600	\$600	\$600	\$600
Side & Curtain Airbags	4X3	\$2,200	\$2,200	\$2,200	\$2,200
Sliding Window in Passenger Comp. - Front Right / Left	4EM & 4DM	\$1,440	\$1,440	\$1,440	\$1,440
Without Sliding Door RHS	5R0	NCO	NCO	NCO	NCO
2nd Heater & 2nd Evaporator	6AD	\$3,500	\$3,500	\$3,500	\$3,500
LED Headlamps & LED Daytime Running Lights	8IT	\$2,400	\$2,400	\$2,400	\$2,400
Front Fog Lights with Cornering Function	8WH	\$600	\$600	\$600	\$600
2nd AMG Batter wit cutoff relay and monitoring (Forces IS2)	8FE	\$1,000	\$1,000	\$1,000	\$1,000
Function control module (Forced with 8FE or 1Y4)	IS2	\$1,200	\$1,200	\$1,200	\$1,200
Hill Start Assist, Descent Control	UG5	-	-	\$180	\$180
Diff Lock (Forces IS2)	1Y4	-	-	\$1,500	\$1,500
Advanced Assist Package - inc. Addaptive Cruise Control w. stop and go, Travel assist semi-automated driving assistance w. lane keeping	PVH	\$2,500	\$2,500	\$2,500	\$2,500
Acoustic warning when reverse gear is engaged, de-activatable	IL2	\$600	\$600	\$600	\$600



Conversion Base Options - Moving Van		Crafter 35 103kW MWB	Crafter 35 103kW LWB	Crafter 35 130kW MWB	Crafter 35 130kW LWB
Increase GVM to 3880kg (1UV) / 4000kg (1UD)	1UV / 1UD	-	-	\$5,000	\$6,000
Heavy-duty suspension system and shock absorption, heavy-duty stabilizers	2MG	\$750	\$750	\$750	\$750
Super High Roof (In White only)	ZD3	-	\$5,000	-	\$5,000
2X 12V Outlets - C&D Pillars	7B3	\$150	\$150	\$150	\$150
Load compartment lighting: 4 LED spots	9CW	\$400	\$400	\$400	\$400
Wood Floor & Luggage Compartment Side Trim	5BU	\$2,300	\$2,300	\$2,300	\$2,300
Rear side trim panel in passenger/load compartment made of plywood, extending up to the roof frame (Not Available in combination with 5CE - Interior Roof Lining)	5DU	\$1,400	\$1,400	\$1,400	\$1,400
Lashing Rails on Load Compartment Walls and Partition	6L2	\$900	\$900	\$900	\$900
Without Rear Window	4HA	NCO	NCO	NCO	NCO
Rear Step - Full Width (Forces removal of 1D7 - Trailer Prep)	QT4	\$360	\$360	\$360	\$360
Warning For Reverse	IL2	\$600	\$600	\$600	\$600
Seat trim in Marathon - Robust Seat Trimming	N1C	NCO	NCO	NCO	NCO

# Crafter 35 Cab Chassis

Model Year 2025 Specifications



Commercial  
Vehicles



5  
YEAR  
WARRANTY

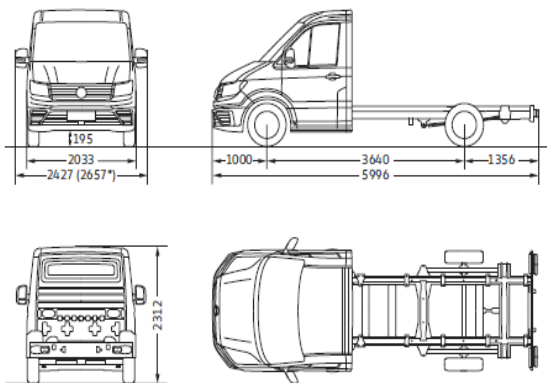
Price		Crafter 35 103kW MWB	Crafter 35 103kW LWB	Crafter 35 130kW MWB	Crafter 35 130kW LWB
Maximum Retail Price* - 8 Speed Automatic (Model Code)		\$91,000 (SZBB4B)	\$94,000 (SZCB4B)	\$96,000 (SZBB8B)	\$99,000 (SZCB8B)
Maximum Retail Price* - 8 Speed Automatic 4MOTION (Model Code)		-	-	\$104,000 (SZBB8Z)	\$107,000 (SZCB8Z)
Double Cab - 7-Seater	SZH / SZI	\$5,500	\$5,500	\$5,500	\$5,500
Cowl Panel (Open Cab)	SZO / P / Q	NCO	NCO	NCO	NCO

\*Maximum Retail Price (MRP) includes 15% GST and does not include on-road costs. Fuel consumption tested in accordance with EC directive EEC 715/2007. Consumption is measured on European specification cars. The official fuel consumption, emissions, and EV range figures determined by the WLTP or NEDC test should be used as a guide only, or for vehicle to vehicle comparison. Actual results may vary due to factors such as driving or environmental conditions. Image shows international specification, local specification may vary. Specifications are as planned at May 2025 for Model Year 2025 and subject to change without notice or obligation.



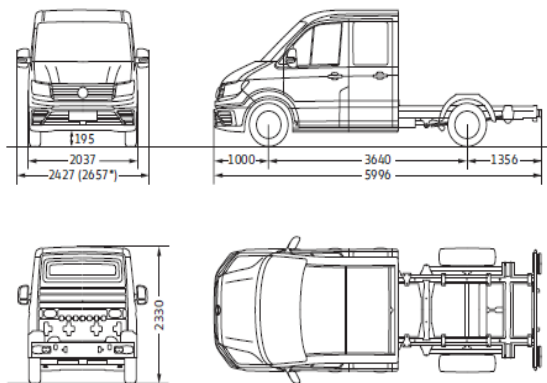
Technical Data	Crafter 35 103kW MWB	Crafter 35 103kW LWB	Crafter 35 130kW MWB	Crafter 35 130kW LWB
Engine Type	4-Cylinder Turbo	4-Cylinder Turbo	4-Cylinder Twin Turbo	4-Cylinder Twin Turbo
Fuel Type	Diesel	Diesel	Diesel	Diesel
Cubic Capacity (cc)	1,968	1,968	1,968	1,968
Maximum Power (kW) @ rpm	103 @ 3,500 - 3,600	103 @ 3,500 - 3,600	130 @ 3,600	130 @ 3,600
Maximum Torque (Nm) @ rpm	340 @ 1,600 - 2,250	340 @ 1,600 - 2,250	410 @ 1,500 - 2,000	410 @ 1,500 - 2,000
Drivetrain	Front Wheel Drive	Front Wheel Drive	Front Wheel Drive	Front Wheel Drive
Gross Vehicle Mass (kg)	3,500	3,500	3,500	3,500
Tare weight (kg), Single Cab	2,040	2,393	2,036	2,402
Tare weight (kg), Double Cab	2,270	2,442	2,208	2,451
Payload, Single Cab	1,460	1,107	1,464	1,098
Payload, Double Cab	1,230	1,058	1,292	1,049
Axle load limit, Front / Rear (kg)	1,800 / 2,100	1,800 / 2,100	1,800 / 2,100	1,800 / 2,100
Trailer load limit 12% gradient. Braked / Unbraked (kg), based on Standard Equipment	3,000 / 750	3,000 / 750	3,000 / 750	3,000 / 750
Trailer down ball force (kg)	120	120	120	120
Gross Train Weight 12% gradient (kg)	6,000	6,000	6,000	6,000
Fuel Tank Capacity (L, approx.)	75	75	75	75
Emission Standard	EU6	EU6	EU6	EU6
Combined Fuel Consumption, L/100km. WLTP-3P	8.8	TBA	TBA	8.7
Combined CO <sub>2</sub> g/km. WLTP-3P	233	TBA	TBA	229
Start/stop system with regenerative braking	●	●	●	●
5-Year / 250,000 km (whichever occurs first) mechanical warranty, 5-Year Volkswagen Roadside Assistance	●	●	●	●
12-Year Anti-Corrosion Warranty	●	●	●	●
Up to 30,000km or every two years (whichever occurs first) oil service intervals	●	●	●	●
Volkswagen Service Plan - First three services included	●	●	●	●

Crafter 35 Chassis medium wheelbase with single cab



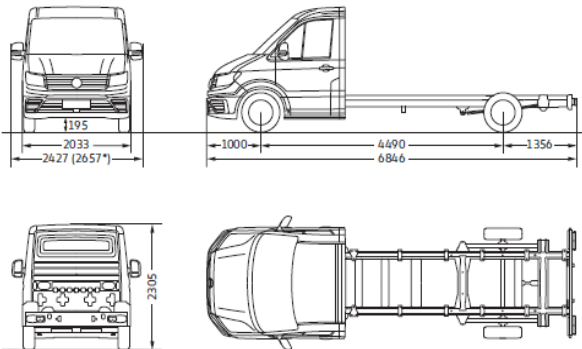
\*This value applies for the optional bow-mounted door mirror extensions.

Crafter 35 Chassis medium wheelbase with double cab



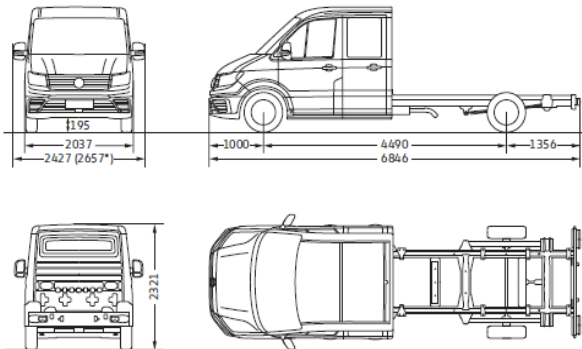
\*This value applies for the optional bow-mounted door mirror extensions.

Crafter 35 Chassis long wheelbase with single cab



\*This value applies for the optional bow-mounted door mirror extensions.

Crafter 35 Chassis long wheelbase with double cab



\*This value applies for the optional bow-mounted door mirror extensions.





Safety and Security		Crafter 35 103kW MWB	Crafter 35 103kW LWB	Crafter 35 130kW MWB	Crafter 35 130kW LWB
Driver and front passenger airbag with front passenger airbag deactivation	4UF	●	●	●	●
Electronic Stability Control and anti-lock brake system	1AS	●	●	●	●
Electronic Cruise Control System	8T2	●	●	●	●
Advanced Assist Package - inc. Addaptive Cruise Control w. stop and go, Travel assist semi-automated driving assistance w. lane keeping	PVH	\$2,500	\$2,500	\$2,500	\$2,500
Hill Start Assist	UG1	●	●	●	●
Hill Start Assist & Hill Descent Control (4MOTION variants only)	UG5	-	-	\$200	\$200
Park Distance Control in Front and Rear	7X2	●	●	●	●
Forward collision warning with warning and braking reaction to vehicles, pedestrians and cyclists	8J3	●	●	●	●
Advanced Driver Attention & Drowsiness Monitor	EM2	●	●	●	●
Lane keeping system Lane Assist	6I1	●	●	●	●
Preparation for rear-view camera system (camera must be ordered from Parts at additional cost and fitted/coded locally)	KA8	●	●	●	●
3-point automatic seat belts, height-adjustable with electric seat-belt tensioners in front	3QN	●	●	●	●
Warning buzzer and light for front seat belts not fastened	9P3	●	●	●	●
Central locking system keyless Go with SAFELOCK	4I7	●	●	●	●
Electronic vehicle immobilisation device (transponder)	7AA	●	●	●	●
Tire pressure monitor	7K3	●	●	●	●



Exterior		Crafter 35 103kW MWB	Crafter 35 103kW LWB	Crafter 35 130kW MWB	Crafter 35 130kW LWB
Aluminium Dropside Tray with multi layered marine birch plywood – Single Cab. (incl.: folding aluminium sides, lashing rings, steps in rear, mud flaps front and rear, side marker lamps)	ZP1 & 6N2 & 8F1	\$5,500	\$7,600	\$5,500	\$7,600
Aluminium Dropside Tray with multi layered marine birch plywood – Double Cab. (incl.: folding aluminium sides, lashing rings, steps in rear, mud flaps front and rear, side marker lamps)	ZP1 & 6N2 & 8F1	\$5,500	\$7,600	\$5,500	\$7,600
Gross Vehicle Mass increase to 3,880kg NOTE: Forces 120kW Variant SZ**6*	1UV	-	-	-	\$5,000
Gross Vehicle Mass increase to 4,000kg NOTE: Forces 120kW Variant SZ**6*	1UD	-	-	-	\$6,000
Standard suspension system and shock absorption.	1BA	●	●	●	●
Heavy-duty suspension system and shock absorption, heavy-duty stabilizers	2MG	\$750	\$750	\$750	\$750
Grey Bumper in front with painted trim panel in body colour, radiator grille unpainted with chrome moulding	2JB & 6KA	●	●	●	●
Halogen twin lamps	8ID	●	●	●	●
LED Headlights & Daytime Running Lights	8IT	\$2,400	\$2,400	\$2,400	\$2,400
Front fog lights with cornering function	8WH	\$600	\$600	\$600	\$600
Heat-insulating windshield made of laminated glass	4GF	●	●	●	●
Windshield wiper intermittent control with rain sensor and automatic headlight control	ZA3	●	●	●	●
Exterior mirrors, power-adjustable and heated	6XN	●	●	●	●
Separate daytime running light with automatic headlight control and automat. Coming and Leaving Home feature	9I5	●	●	●	●
Side marker lamps	8F1	●	●	●	●
Rear window and dimming breakaway interior rear-view mirror	ZHF	●	●	●	●
Mechanical Differential Lock in Rear (4MOTION variants only) forces option IS2 - Central Control Module MRP \$1200	1Y4	-	-	\$1,500	\$1,500
Trailer hitch preparation (incl. trailer stabilisation) with wiring harness, outlet, and electronic control unit.	1D7	●	●	●	●



Interior		Crafter 35 103kW MWB	Crafter 35 103kW LWB	Crafter 35 130kW MWB	Crafter 35 130kW LWB
2 remote control folding keys	8QJ	●	●	●	●
Dimming breakaway interior rear-view mirror	4L2	●	●	●	●
Leather-wrapped multi-function steering wheel with tiptronic	2FE	●	●	●	●
Digital Cockpit Pro	7J2	●	●	●	●
Acoustic warning when reverse gear is engaged, de-activatable	IL2	\$600	\$600	\$600	\$600
2nd Battery with Cut-Off Relay & Monitoring	8FE	\$1,000	\$1,000	\$1,000	\$1,000
Terminal Block & Function Control Module	IS2	\$1,200	\$1,200	\$1,200	\$1,200
Two 12V outlets in the cab (in the dashboard)	EU1	●	●	●	●
Rubber floor covering in cab	5AC	●	●	●	●





Seat & Upholstery		Crafter 35 103kW MWB	Crafter 35 103kW LWB	Crafter 35 130kW MWB	Crafter 35 130kW LWB
Comfort seat "Plus" for driver (Backrest adjustment, Longitudinal adjustment, 4 – track electrical lumbar support, 2x armrests, seat cushion for adjustment, height adjustment)	3SF	●	●	●	●
Comfort seat "Plus" for passenger	3TF	NCO	NCO	NCO	NCO
2-seater front passenger bench seat with storage compartment	3TS	●	●	●	●
Swivel seat for driver and passenger (forces open cab)	3SD & 3TD	\$650	\$650	\$650	\$650
Double Cab Only: 2nd Row 4-Seat Bench	3UN	●	●	●	●
Seat trim covers in fabric "Austin"	NOL	●	●	●	●



Multimedia		Crafter 35 103kW MWB	Crafter 35 103kW LWB	Crafter 35 130kW MWB	Crafter 35 130kW LWB
Radio "Composition" 10" Colour Touch Screen with 4 speakers	Z65	●	●	●	●
2X Type-C USB Ports	U9E	●	●	●	●
Wired & Wireless App-Connect	9WJ	●	●	●	●
Mobile phone storage w. inductive charging & connection via Bluetooth	9ZV	●	●	●	●



Wheels		Crafter 35 103kW MWB	Crafter 35 103kW LWB	Crafter 35 130kW MWB	Crafter 35 130kW LWB
Standard Wheels	F85	16" Steel Wheels, Silver	16" Steel Wheels, Silver	16" Steel Wheels, Silver	16" Steel Wheels, Silver
Tire Size		205/75 R16	205/75 R16	205/75 R16	205/75 R16
Image					
17" Lismore Alloys	PR7	\$3,400	\$3,400	\$3,400	\$3,400
Spare Steel Wheel, Tool Kit & Jack	ZR8	●	●	●	●



Exterior Colours		Crafter 35 103kW MWB	Crafter 35 103kW LWB	Crafter 35 130kW MWB	Crafter 35 130kW LWB
Candy White		B4B4	●	●	●
Cherry Red		4B4B	●	●	●
Deep Black Pearlescent		2T2T	\$3,200	\$3,200	\$3,200
Deep Ocean Blue		0P0P	●	●	●
Indium Grey Metallic		X3X3	\$3,200	\$3,200	\$3,200
Luminous Orange		E3E3	●	●	●
Ascot Grey		6U6U	●	●	●
Oyster Silver Metallic		F0F0	\$3,200	\$3,200	\$3,200

# Crafter 50 Van

## Model Year 2025 Specifications

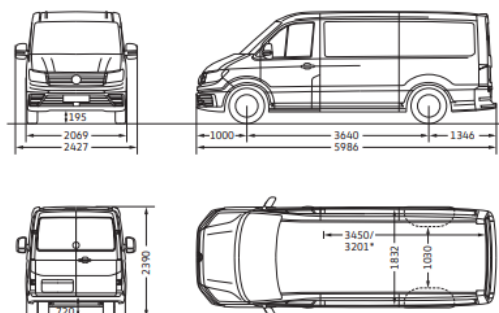


Price	Crafter 50 MWB	Crafter 50 LWB	Crafter 50 ELWB
Model Code	SYBD6D	SYCD6D	SYDD6D
Maximum Retail Price* - 8 Speed Automatic	\$119,000	\$124,000	\$125,500
Manual Transmission (Indent Order Only)	(\$4,000)	(\$4,000)	(\$4,000)
*Maximum Retail Price (MRP) includes 15% GST and does not include on-road costs. Fuel consumption tested in accordance with EC directive EEC 715/2007. Consumption is measured on European specification cars. The official fuel consumption, emissions, and EV range figures determined by the WLTP or NEDC test should be used as a guide only, or for vehicle to vehicle comparison. Actual results may vary due to factors such as driving or environmental conditions. Image shows international specification, local specification may vary. Specifications are as planned at May 2025 for Model Year 2025 and subject to change without notice or obligation.			



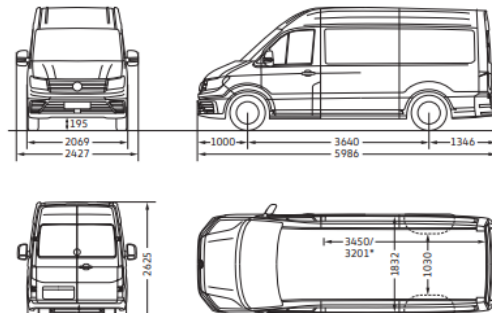
Technical Data	Crafter 50 MWB	Crafter 50 LWB	Crafter 50 ELWB
Engine Type	4-Cylinder Twin Turbo	4-Cylinder Twin Turbo	4-Cylinder Twin Turbo
Fuel Type	Diesel	Diesel	Diesel
Cubic Capacity (cc)	1,968	1,968	1,968
Maximum Power (kW) @ rpm	120 @ 3,600	120 @ 3,600	120 @ 3,600
Maximum Torque (Nm) @ rpm	410 @ 1,500 - 2,000	410 @ 1,500 - 2,000	410 @ 1,500 - 2,000
Drivetrain	Rear Wheel Drive	Rear Wheel Drive	Rear Wheel Drive
Gross Vehicle Mass (kg)	5,000	5,000	5,000
Tare weight (kg), based on Standard Equipment	2,583	2,704	2,773
Payload, based on Standard Equipment	2,417	2,296	2,227
Axle load limit, Front / Rear (kg)	2,200 / 3,500	2,200 / 3,500	2,200 / 3,500
Trailer load limit 12% gradient. Braked / Unbraked (kg), based on Standard Equipment	3,500 / 750	3,500 / 750	3,500 / 750
Trailer down ball force (kg)	120	120	120
Roof load limit (kg)	150	150	150
Gross Train Weight 12% gradient (kg)	8,000	8,000	8,000
Fuel Tank Capacity (L, approx.)	75	75	75
Emission Standard. NEDC	EU6	EU6	EU6
Ad Blue Tank Capacity (L, approx)	18	18	18
Combined Fuel Consumption, L/100km. NEDC	TBC	TBC	TBC
Start/stop system with regenerative braking	●	●	●
5-Year / 250,000 km (whichever occurs first) mechanical warranty, 5-Year Volkswagen Roadside Assistance	●	●	●
12-Year Anti-Corrosion Warranty	●	●	●
Up to 30,000km or every two years (whichever occurs first) oil service intervals	●	●	●
Volkswagen Service Plan - First three services included	●	●	●

Crafter 50/55 Delivery Van medium wheelbase with normal roof



\*Load compartment length, max. (at floor level)/load compartment length, min.

Crafter 50/55 Delivery Van medium wheelbase with high roof

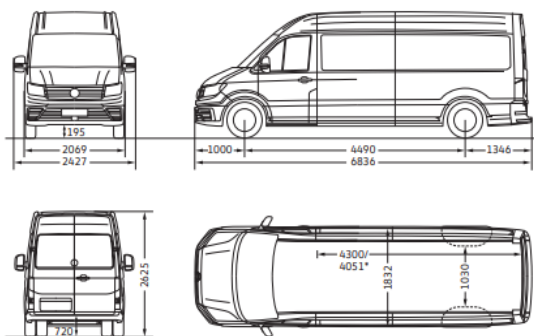


\*Load compartment length, max. (at floor level)/load compartment length, min.

load compartment, height (mm)	1,626
load compartment, volume (m <sup>3</sup> )	9.3
lateral sliding door, width x height (mm)	1,311 x 1,487
rear wing doors, width x height (mm)	1,552 x 1,505

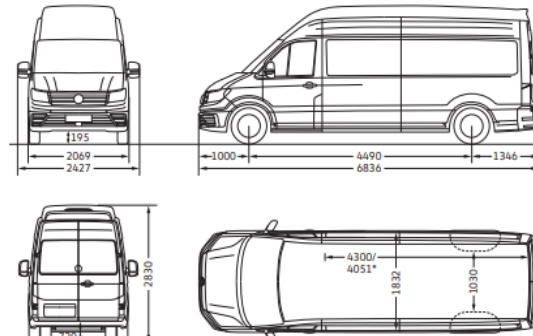
load compartment, height (mm)	1,861
load compartment, volume (m <sup>3</sup> )	10.7
lateral sliding door, width x height (mm)	1,311 x 1,722
rear wing doors, width x height (mm)	1,552 x 1,740

Crafter 50/55 Delivery Van long wheelbase with high roof



\*Load compartment length, max. (at floor level)/load compartment length, min.

Crafter 50/55 Delivery Van long wheelbase with super-high roof

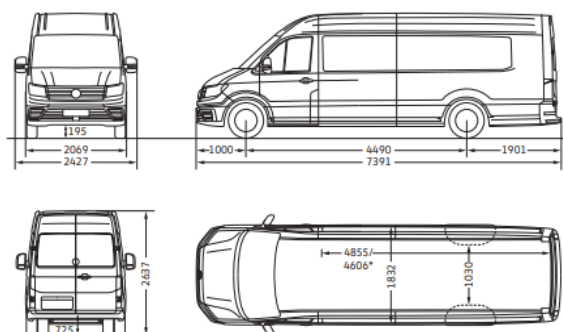


\*Load compartment length, max. (at floor level)/load compartment length, min.

load compartment, height (mm)	1,861
load compartment, volume (m <sup>3</sup> )	13.6
lateral sliding door, width x height (mm)	1,311 x 1,722
rear wing doors, width x height (mm)	1,552 x 1,740

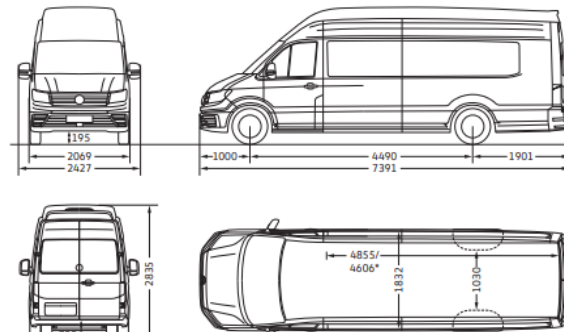
load compartment, height (mm)	2,089
load compartment, volume (m <sup>3</sup> )	15.3
lateral sliding door, width x height (mm)	1,311 x 1,722
rear wing doors, width x height (mm)	1,552 x 1,740

Crafter 50/55 Delivery Van long plus wheelbase with high roof



\*Load compartment length, max. (at floor level)/load compartment length, min.

Crafter 50/55 Delivery Van long plus wheelbase with super-high roof



\*Load compartment length, max. (at floor level)/load compartment length, min.

load compartment, height (mm)	1,861
load compartment, volume (m <sup>3</sup> )	15.5
lateral sliding door, width x height (mm)	1,311 x 1,722
rear wing doors, width x height (mm)	1,552 x 1,740

load compartment, height (mm)	2,096
load compartment, volume (m <sup>3</sup> )	17.5
lateral sliding door, width x height (mm)	1,311 x 1,722
rear wing doors, width x height (mm)	1,552 x 1,740



Safety and Security		Crafter 50 MWB	Crafter 50 LWB	Crafter 50 ELWB
Driver and front passenger airbag with front passenger airbag deactivation	4UF	●	●	●
Side and Curtain Airbag for driver and front passenger (Note: Not Available with Super High Roof)	4X3	\$2,200	\$2,200	\$2,200
Forward Collision Warning with warning and braking reaction to vehicles, pedestrians and cyclists	8J3	●	●	●
Extended Assist Package w/ lane change system Side Assist, Blind Spot Monitor on both sides	PVE	●	●	●
Electronic Cruise control system with speed limiter	8T2, LT1	●	●	●
Adaptive Assist Package - inc. Adaptive Cruise Control w. stop and go, Travel assist semi-automated driving assistance w. lane keeping	PVH	\$2,500	\$2,500	\$2,500
Electronic Stability Control (ESP) and anti-lock brake system (ABS)	1AS	●	●	●
Park distance control in front and rear	7X2	●	●	●
Park Assist with Park distance control in front and rear with active side protection	PVF	\$950	\$950	\$950
Hill Start Assist	UG1	●	●	●
Side Wind compensation	KJ1	●	●	●
Rear view camera system	KA2	●	●	●
3-point automatic seat belts, height-adjustable with electric seat-belt tensioners in front	3QN	●	●	●
Warning buzzer and light for driver and front passenger seat belt not fastened	9P1	●	●	●
Central locking system with Keyless go	4I7	●	●	●
Electronic vehicle immobilisation device (transponder)	7AA	●	●	●



Exterior		Crafter 50 MWB	Crafter 50 LWB	Crafter 50 ELWB
Normal Roof	3R0	(\$2,200)	-	-
High Roof	3R2	●	●	●
Super High Roof (In White only)	ZD3	-	\$5,000	\$5,000
Super High Roof (In body colour)	2S2 & 7N4	-	\$6,000	\$6,000
Gross Vehicle Mass increase to 5,500kg	SY*G6D	\$6,000	\$6,000	\$6,000
Standard suspension system and shock absorption.	1BA	●	●	●
Heavy-duty suspension system and shock absorption, heavy-duty stabilizers	2MG	\$750	\$750	\$750
Grey Bumper in front with painted trim panel in body colour, radiator grille unpainted with chrome moulding	2JB & 6KA	●	●	●
Halogen twin lamps	8ID	●	●	●
LED Headlights & Daytime Running Lights	8IT	\$2,400	\$2,400	\$2,400
Front fog lamps with cornering light	8WH	\$600	\$600	\$600
Heat-insulating windshield made of laminated glass	4GF	●	●	●
Heated Rear Windows	4HH	●	●	●
Windshield wiper intermittent control with light and rain sensor and separate daytime running lights with automatic headlamp activations.	ZA3	●	●	●
Window Package	ZFP	\$2,000	\$2,000	\$2,000
Exterior mirrors, power-adjustable, heated and electric folding	6XP	●	●	●
Sliding door, left and right	5Q2 & 5R2	●	●	●
Mud Flaps in Front & Rear	6N2	●	●	●
Side marker lamps	8F1	●	●	●
Rear wing doors with windows aperture	ZHF	●	●	●
Hinges for rear wing doors with increased opening angle (max. 270°)	5V4	●	●	●
Trailer hitch preparation (incl. trailer stabilisation) with wiring harness, outlet, and electronic control unit.	1D7	●	●	●
Tyre pressure monitor	7K3	●	●	●



Interior		Crafter 50 MWB	Crafter 50 LWB	Crafter 50 ELWB
2 remote control folding keys	8QJ	●	●	●
Dimming breakaway interior rear-view mirror	4L2	●	●	●
Electromechanical Power Steering	**	●	●	●
Leather-wrapped multi-function steering wheel with tiptronic	2FE	●	●	●
Digital Cockpit Pro	7J2	●	●	●
Air-conditioning system with manual control incan	KH6	●	●	●
Air-conditioning with 2nd Evaporatir & 2nd heater core	6AD	\$3,500	\$3,500	\$3,500
Acoustic warning when reverse gear is engaged, de-activatable	IL2	\$600	\$600	\$600
Terminal block and preparation for function control module	IP4	●	●	●
Interior sound insulation measures, Premium	3W6	●	●	●
Two 12V outlets in the cab (in the dashboard) and 2 beverage holders	EU1 & 9JA	●	●	●
Two 12V outlets in cab/load compartment (one at the C- and 1 at the D-pillar)	7B3	\$150	\$150	\$150
Storage compartment over cab	QE4	●	●	●
Storage compartment over cab, accessible from load compartment	7N4	\$360	\$360	\$360
Rubber floor covering in cab	5AC	●	●	●
Cargo area partition with fixed window	3CG	●	●	●
<b>Cargo area partition – removal of partition (Forces: Child safety lock in load compartment, Without grab handle on B-pillar in load/passenger compartment)</b>	ZT0	NCO	NCO	NCO
Without floor covering in passenger/load compartment, with covering for locking mechanism on tailgate/rear wing doors	5BA	●	●	●
Wooden floor covering in load compartment, with loading edge	5BD	\$1,500	\$1,500	\$1,500
Rear side trim panel in passenger/load compartment made of medium-height plastic twin-walled sheets	5DB	●	●	●
Without rear side trim panel passenger load compartment	5DA	NCO	NCO	NCO
Lashing rings for load restraint	6B1	10X	12X	14X
C-rails on side panels in load compartment	6L6	\$550	\$550	\$550
Closed side panel in load compartment, rear, left and right	4FA & 4JA	●	●	●
Closed side panel in load compartment, front, left and right	4DA & 4EA	●	●	●
Closed side panel in load compartment, centre, left and right	6VA & 6WA	●	●	●
Side window in passenger/load compartment, front left and right, fixed	4DE & 4EE	\$720	\$720	\$720
Side window in passenger/load compartment, front left and right, movable	4DM & 4EM	\$1,440	\$1,440	\$1,440
2 Standard interior lights in passenger / load compartment	9CC	●	●	●
Load compartment lighting: 4 LED spots	9CW	\$350	\$350	\$350



Seat & Upholstery		Crafter 50 MWB	Crafter 50 LWB	Crafter 50 ELWB
Comfort seat "Plus" for driver (Backrest adjustment, Longitudinal adjustment, 4 – track electrical lumbar support, 2x armrests, seat cushion for adjustment, height adjustment)	3SF	●	●	●
Comfort seat "Plus" for passenger	3TF	NCO	NCO	NCO
2-seater front passenger bench seat with storage compartment	3TS	●	●	●
Swivel seat for driver. Forces a fold-down hand brake. N/A with bench seat	3SD	\$400	\$400	\$400
Swivel seat for passenger	3TD	\$250	\$250	\$250
Heated Front Seats	4A3	\$600	\$600	\$600
Seat trim covers in fabric "Austin"	DM - NOL	●	●	●



Minibus Package		Crafter 50 MWB	Crafter 50 LWB	Crafter 50 ELWB
Minibus Package Consists of the Following	MINIBUS	\$8,100	\$8,100	\$8,100
Air-Conditioning with 2nd Evaporator & 2nd Heater Core	6AD	●	●	●
Comfort seat "Plus" for passenger	3TF	●	●	●
Acoustic warning when reverse gear is engaged, de-activatable	IL2	●	●	●
Window Package	ZFP	●	●	●
Cargo area partition – removal of partition (Forces: Child safety lock in load compartment, Without grab handle on B-pillar in load/passenger compartment)	ZT0	●	●	●
Interior Roof Lining	5CE	●	●	●
Load compartment lighting: 4 LED spots	9CW	●	●	●
Without lashing rings	6B0	●	●	●
Side marker lamps	8F1	●	●	●
Hinges for rear wing doors	5V3	●	●	●



Multimedia		Crafter 50 MWB	Crafter 50 LWB	Crafter 50 ELWB
Radio "Composition" 10.4" Colour Touchscreen, 4 Speakers	Z65	●	●	●
4x Type-C USB Ports	U9E	●	●	●
Mobile phone storage w. inductive charging & connection via Bluetooth	9ZV	●	●	●
Wired & Wireless App-Connect	9WJ	●	●	●



Wheels		Crafter 50 MWB	Crafter 50 LWB	Crafter 50 ELWB
Standard Wheels	CX5	17" Steel Wheels (Dual tires in Rear)	17" Steel Wheels (Dual tires in Rear)	16" Steel Wheels (Dual tires in Rear)
Tire Size		205/70 R17	205/70 R17	205/75 R16
Spare Steel Wheel, Tool Kit & Jack	ZR8	●	●	●



Exterior Colours		Crafter 50 MWB	Crafter 50 LWB	Crafter 50 ELWB
Candy White		B4B4	●	●
Cherry Red		4B4B	●	●
Deep Black Pearlescent		2T2T	\$3,200	\$3,200
Deep Ocean Blue		0POP	●	●
Indium Grey Metallic		X3X3	\$3,200	\$3,200
Luminous Orange		E3E3	●	●
Ontario Green		V7V7	●	●
Oyster Silver Metallic		F0F0	\$3,200	\$3,200

# Crafter 50 Cab Chassis

Model Year 2025 Specifications



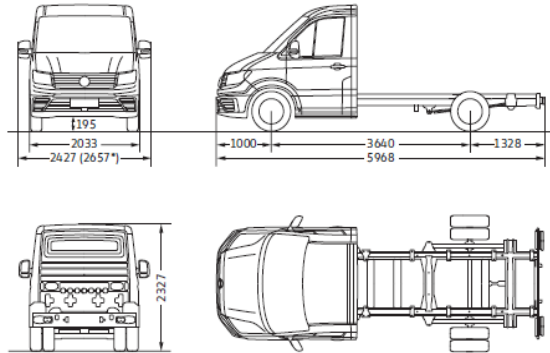
Price	Crafter 50 MWB	Crafter 50 LWB	Crafter 50 ELWB
Model Code	SZBD6D	SZCD6D	SZDD6D
Maximum Retail Price* - 8 Speed Automatic	\$104,500	\$107,500	\$110,000
Manual Transmission (Indent Order Only)	(\$4,000)	(\$4,000)	(\$4,000)
Double Cab - 7-Seater	SZH / SZI	\$5,500	-
Cowl Panel (Open Cab)	SZO / P / Q	NCO	-
*Maximum Retail Price (MRP) includes 15% GST and does not include on-road costs. Fuel consumption tested in accordance with EC directive EEC 715/2007. Consumption is measured on European specification cars. The official fuel consumption, emissions, and EV range figures determined by the WLTP or NEDC test should be used as a guide only, or for vehicle to vehicle comparison. Actual results may vary due to factors such as driving or environmental conditions. Image shows international specification, local specification may vary. Specifications are as planned at May 2025 for Model Year 2025 and subject to change without notice or obligation.			



Technical Data	Crafter 50 MWB	Crafter 50 LWB	Crafter 50 ELWB
Engine Type	4-Cylinder Twin Turbo	4-Cylinder Twin Turbo	4-Cylinder Twin Turbo
Fuel Type	Diesel	Diesel	Diesel
Cubic Capacity (cc)	1,968	1,968	1,968
Maximum Power (kW) @ rpm	120 @ 3,600	120 @ 3,600	120 @ 3,600
Maximum Torque (Nm) @ rpm	410 @ 1,500 - 2,000	410 @ 1,500 - 2,000	410 @ 1,500 - 2,000
Drivetrain	Rear Wheel Drive	Rear Wheel Drive	Rear Wheel Drive
Gross Vehicle Mass (kg)	5,000	5,000	5,000
Tare weight (kg), Single Cab	2,159	2,202	2,217
Payload, Single Cab	2,841	2,798	2,783
Axle load limit, Front / Rear (kg)	2,200 / 3,500	2,200 / 3,500	2,200 / 3,500
Trailer load limit 12% gradient. Braked / Unbraked (kg), based on Standard Equipment	3,500 / 750	3,500 / 750	3,500 / 750
Trailer down ball force (kg)	140	140	140
Gross Train Weight 12% gradient (kg)	8,000	8,000	8,000
Fuel Tank Capacity (L, approx.)	75	75	75
Emission Standard. NEDC	EU6	EU6	EU6
Ad Blue Tank Capacity (L, approx)	18	18	18
Combined Fuel Consumption, L/100km. NEDC	TBC	TBC	TBC
Start/stop system with regenerative braking	●	●	●
5 year / 250,000 km (whichever occurs first) mechanical warranty, 5 year Volkswagen Roadside Assistance	●	●	●
12-Year Anti-Corrosion Warranty	●	●	●
Up to 30,000km or every two years (whichever occurs first) oil service intervals	●	●	●
Volkswagen Service Plan - First three services included	●	●	●

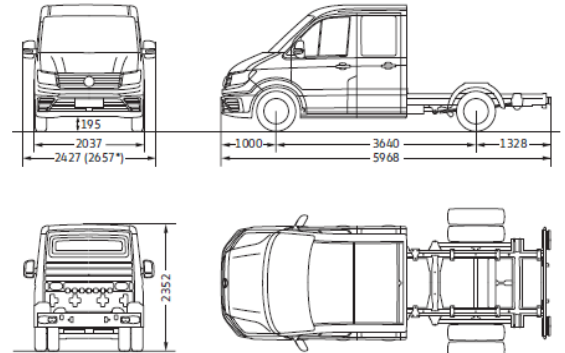


Crafter 50/55 Chassis medium wheelbase with single cab



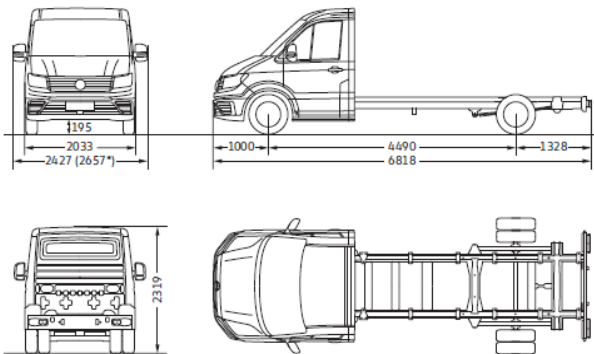
\*This value applies for the optional bow-mounted door mirror extensions.

Crafter 50 Chassis medium wheelbase with double cab



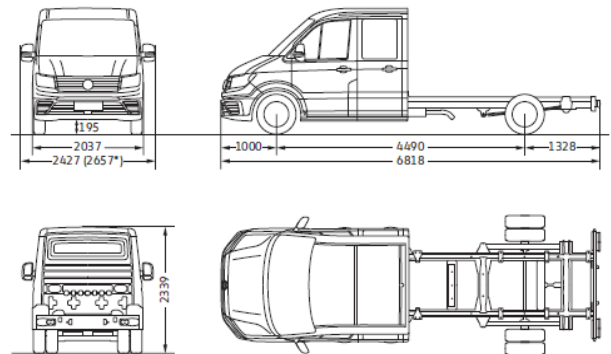
\*This value applies for the optional bow-mounted door mirror extensions.

Crafter 50/55 Chassis long wheelbase with single cab



\*This value applies for the optional bow-mounted door mirror extensions.

Crafter 50/55 Chassis long wheelbase with double cab



\*This value applies for the optional bow-mounted door mirror extensions.



## Safety and Security

		Crafter 50 MWB	Crafter 50 LWB	Crafter 50 ELWB
Driver and front passenger airbag with front passenger airbag deactivation	4UF	●	●	●
Electronic Cruise control system with speed limiter	8T2, LT1	●	●	●
Advanced Assist Package - inc. Addaptive Cruise Control w. stop and go, Travel assist semi-automated driving assistance w. lane keeping	PVH	\$2,500	\$2,500	\$2,500
Electronic Stability Control (ESP) and anti-lock brake system (ABS)	1AS	●	●	●
Park distance control in front and rear	7X2	●	●	●
Hill Start Assist	UG1	●	●	●
Autonomous Post-Collision Braking	**	●	●	●
Preparation for rear-view camera system (camera must be ordered from Parts at additional cost and fitted locally)	KA8	●	●	●
3-point automatic seat belts, height-adjustable with electric seat-belt tensioners in front	3QN	●	●	●
Warning buzzer and light for driver & front passenger seat belt not fastened	9P3	●	●	●
Central locking system with Keyless GO	4I7	●	●	●
Electronic vehicle immobilisation device (transponder)	7AA	●	●	●



Exterior		Crafter 50 MWB	Crafter 50 LWB	Crafter 50 ELWB
Aluminium Dropside Tray with multi layered marine birch plywood – Single Cab. (incl.: folding aluminium sides, lashing rings, steps in rear, mud flaps front and rear, side marker lamps)	ZP1 & 6N2 & 8F1	\$5,500	\$7,000	-
Aluminium Dropside Tray with multi layered marine birch plywood – Double Cab. (incl.: folding aluminium sides, lashing rings, steps in rear, mud flaps front and rear, side marker lamps)	ZP1 & 6N2 & 8F1	\$5,500	\$7,000	-
Gross Vehicle Mass increase to 5,500kg	SZ*G6D	\$6,000	\$6,000	\$6,000
Standard suspension system and shock absorption.	1BA	●	●	●
Heavy-duty suspension system and shock absorption, heavy-duty stabilizers	2MG	\$750	\$600	\$600
Grey Bumper in front with painted trim panel in body colour, radiator grille unpainted with chrome moulding	2JB & 6KA	●	●	●
Halogen twin lamps	8ID	●	●	●
LED Headlights & Daytime Running Lights	8IT	\$2,400	\$2,400	\$2,400
Heat-insulating windshield made of laminated glass	4GF	●	●	●
Windshield wiper intermittent control with light and rain sensor	8N6	●	●	●
Exterior mirrors, power-adjustable and heated	6XN	●	●	●
Exterior mirrors w/ brace (registration possible with bodywork width of 2,160mm) - forces manual adjustable non-heated mirrors	ZB2	\$180	\$180	\$180
Side marker lamps	8F1	●	●	●
Rear window and dimming breakaway interior rear-view mirror	ZHF	●	●	●
Trailer hitch preparation (incl. trailer stabilisation) with wiring harness, outlet, and electronic control unit.	1D7	●	●	●



Interior		Crafter 50 MWB	Crafter 50 LWB	Crafter 50 ELWB
2 remote control folding keys	8QJ	●	●	●
Dimming breakaway interior rear-view mirror	4L2	●	●	●
Leather-wrapped multi-function steering wheel with tiptronic	2FE	●	●	●
Air-conditioning (Climatic) system for front cabin with semi-automatic control and outside temperature display	ZK1	●	●	●
Acoustic warning when reverse gear is engaged, de-activatable	IL2	\$600	\$600	\$600
Terminal block and preparation for function control module	IP4	●	●	●
Two 12V outlets in the cab (in the dashboard) and 2 beverage holders	EU1 & 9JA	●	●	●
Rubber floor covering in cab	5AC	●	●	●



Seat & Upholstery		Crafter 50 MWB	Crafter 50 LWB	Crafter 50 ELWB
Comfort seat "Plus" for driver (Backrest adjustment, Longitudinal adjustment, 4 - track electrical lumbar support, 2x armrests, seat cushion for adjustment, height adjustment)	3SF	●	●	●
Comfort seat "Plus" for passenger	3TF	NCO	NCO	NCO
2-seater front passenger bench seat with storage compartment	3TS	●	●	●
Swivel seat for driver. Forces a fold-down hand brake. N/A with bench seat	3SD	\$400	\$400	\$400
Swivel seat for passenger	3TD	\$250	\$250	\$250
Double Cab Only: 2nd Row 4-Seat Bench	3UN	●	●	●
Seat trim covers in fabric "Austin"	DM - NOL	●	●	●



Multimedia		Crafter 50 MWB	Crafter 50 LWB	Crafter 50 ELWB
Radio "Composition" 10.4" Colour Touchscreen, 4 Speakers	Z65	●	●	●
4x Type-C USB Ports	U9E	●	●	●
Mobile phone storage w. inductive charging & connection via Bluetooth	9ZV	●	●	●
Wired & Wireless App-Connect	9WJ	●	●	●



Wheels		Crafter 50 MWB	Crafter 50 LWB	Crafter 50 ELWB
Standard Wheels		17" Steel Wheels (Dual Tires in Rear)	17" Steel Wheels (Dual Tires in Rear)	17" Steel Wheels (Dual Tires in Rear)
Tire Size		205/70 R17	205/70 R17	205/70 R17
Spare Steel Wheel, Tool Kit & Jack	ZR8	●	●	●



Exterior Colours			Crafter 50 MWB	Crafter 50 LWB	Crafter 50 ELWB
Candy White		B4B4	●	●	●
Cherry Red		4B4B	●	●	●
Deep Black Pearlescent		2T2T	\$3,200	\$3,200	\$3,200
Deep Ocean Blue		0P0P	●	●	●
Indium Grey Metallic		X3X3	\$3,200	\$3,200	\$3,200
Luminous Orange		E3E3	●	●	●
Ontario Green		V7V7	●	●	●
Oyster Silver Metallic		F0F0	\$3,200	\$3,200	\$3,200