

Crafter 35 Van

Model Year 2022 Specifications



Commercial
Vehicles



5
YEAR
WARRANTY

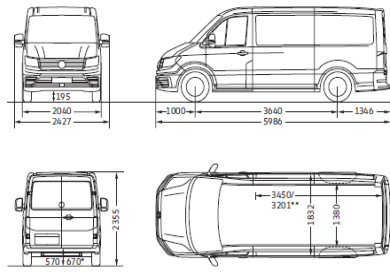
| Price | Crafter 30 MWB Runner | Crafter 35 103kW MWB | Crafter 35 103kW LWB | Crafter 35 130kW MWB | Crafter 35 130kW LWB |
|----------------------------------------------------------------|-----------------------|----------------------|----------------------|----------------------|----------------------|
| Maximum Retail Price* - 8 Speed Automatic (Model Code) | \$69,500 (SYBA4B) | \$78,000 (SYBB4B) | \$82,000 (SYCB4B) | \$82,000 (SYBB8B) | \$86,000 (SYCB8B) |
| Maximum Retail Price* - 8 Speed Automatic 4MOTION (Model Code) | - | - | - | \$89,500 (SYBB8Z) | \$93,500 (SYCB8Z) |
| Manual Transmission (Indent Order Only) | -\$4,000 | -\$4,000 | -\$4,000 | -\$4,000 | -\$4,000 |
| Extra Long Wheelbase | SYD*** | - | \$2,500 | - | \$2,500 |

*Maximum Retail Price (MRP) includes 15% GST and does not include on-road costs. Fuel consumption tested in accordance with EC directive EEC 715/2007 and is based on NEDC procedure. Consumption is measured on European specification cars and may vary depending on equipment, road conditions, tires and driving behaviour. Image shows international specification, local specification may vary. Specifications are as planned at March 2022 for Model Year 2022 and subject to change without notice or obligation.



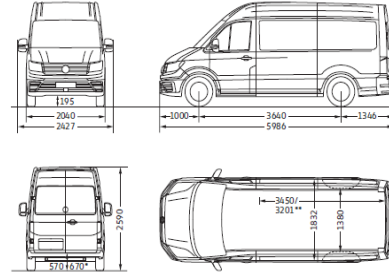
| Technical Data | Crafter 30 MWB Runner | Crafter 35 103kW MWB | Crafter 35 103kW LWB | Crafter 35 130kW MWB | Crafter 35 130kW LWB |
|-------------------------------------------------------------------------------------------------------------------|-----------------------|----------------------|----------------------|-----------------------|-----------------------|
| Engine Type | 4-Cylinder Turbo | 4-Cylinder Turbo | 4-Cylinder Turbo | 4-Cylinder Twin Turbo | 4-Cylinder Twin Turbo |
| Fuel Type | Diesel | Diesel | Diesel | Diesel | Diesel |
| Cubic Capacity (cc) | 1,968 | 1,968 | 1,968 | 1,968 | 1,968 |
| Maximum Power (kW) @ rpm | 103 @ 3,500 | 103 @ 3,500 | 103 @ 3,500 | 130 @ 3,600 | 130 @ 3,600 |
| Maximum Torque (Nm) @ rpm | 340 @ 1,500 - 2,250 | 340 @ 1,500 - 2,250 | 340 @ 1,500 - 2,250 | 410 @ 1,500 - 2,000 | 410 @ 1,500 - 2,000 |
| Drivetrain | Front Wheel Drive | Front Wheel Drive | Front Wheel Drive | Front Wheel Drive | Front Wheel Drive |
| Gross Vehicle Mass (kg) | 3,000 | 3,500 | 3,500 | 3,500 | 3,500 |
| Tare weight (kg), based on Standard Equipment | 2,258 | 2,273 | 2,381 | 2,292 | 2,406 |
| Payload, based on Standard Equipment | 742 | 1,227 | 1,119 | 1,208 | 1,094 |
| Axle load limit, Front / Rear (kg) | 1,800 / 2,100 | 1,800 / 2,100 | 1,800 / 2,100 | 1,800 / 2,100 | 1,800 / 2,100 |
| Trailer load limit 12% gradient. Braked / Unbraked (kg), based on Standard Equipment | 3,000 / 750 | 3,000 / 750 | 3,000 / 750 | 3,000 / 750 | 3,000 / 750 |
| Trailer down ball force (kg) | 120 | 120 | 120 | 120 | 120 |
| Roof load limit (kg) | 150 | 150 | 150 | 150 | 150 |
| Gross Train Weight 12% gradient (kg) | 6,000 | 6,000 | 6,000 | 6,000 | 6,000 |
| Fuel Tank Capacity (L, approx.) | 75 | 75 | 75 | 75 | 75 |
| Emission Standard | EU6 | EU6 | EU6 | EU6 | EU6 |
| Combined Fuel Consumption, L/100km. NEDC (WLTP-3P Converted) | 7.4 (8.5) | 7.7 (8.8) | 7.7 (8.8) | 7.8 (9.0) | 7.8 (9.0) |
| Combined CO ₂ g/km. NEDC (WLTP-3P Converted) | 195 (225) | 202 (232) | 202 (232) | 205 (236) | 205 (236) |
| Clean Car Discount - Starts 1 April 2022, subject to legislation | \$2,242.50 Fee | \$2,645 Fee | \$2,645 Fee | \$2,875 Fee | \$2,875 Fee |
| Start/stop system with regenerative braking | ● | ● | ● | ● | ● |
| 5-Year / 250,000 km (whichever occurs first) mechanical warranty, 5-Year Volkswagen Roadside Assistance | ● | ● | ● | ● | ● |
| 12-Year Anti-Corrosion Warranty | ● | ● | ● | ● | ● |
| Up to 30,000km or every two years (whichever occurs first) oil service intervals | ● | ● | ● | ● | ● |
| Volkswagen Service Plan - Scheduled Servicing for 4 Years / 60,000km (whichever occurs first). (4MOTION Variants) | \$1,595 | \$1,595 | \$1,595 | \$1,595 (\$1,845) | \$1,595 (\$1,845) |
| Volkswagen Service Plan - Scheduled Servicing for 6 Years / 90,000km (whichever occurs first). (4MOTION Variants) | \$2,745 | \$2,745 | \$2,745 | \$2,745 (\$3,245) | \$2,745 (\$3,245) |

Crafter 35 MWB Normal Roof



*This value applies for 4MOTION all-wheel drive.
**Load compartment length, max. (at floor level)/load compartment length, min.

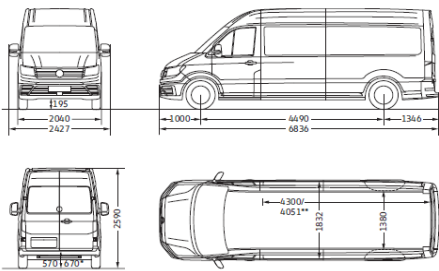
Crafter 35 MWB High Roof



*This value applies for 4MOTION all-wheel drive.
**Load compartment length, max. (at floor level)/load compartment length, min.

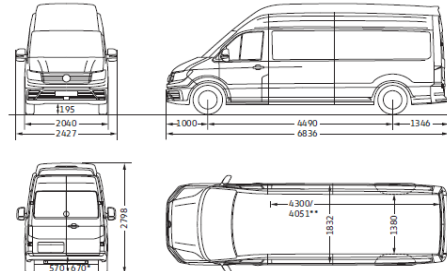
| | | | |
|--------------------------------------------------------------------------------------------|---------------|--------------------------------------------------------------------------------------------|---------------|
| load compartment, height (mm), with front-wheel drive/4MOTION all-wheel drive | 1,726/1,626 | load compartment, height (mm), with front-wheel drive/4MOTION all-wheel drive | 1,961/1,861 |
| load compartment, volume (m ³), with front-wheel drive/4MOTION all-wheel drive | 9.9/9.3 | load compartment, volume (m ³), with front-wheel drive/4MOTION all-wheel drive | 11.3/10.7 |
| lateral sliding door, width x height (mm): | | lateral sliding door, width x height (mm): | |
| - with front-wheel drive | 1,311 x 1,587 | - with front-wheel drive | 1,311 x 1,822 |
| - with 4MOTION all-wheel drive | 1,311 x 1,487 | - with 4MOTION all-wheel drive | 1,311 x 1,722 |
| rear wing doors, width x height (mm): | | rear wing doors, width x height (mm): | |
| - with front-wheel drive | 1,552 x 1,605 | - with front-wheel drive | 1,552 x 1,840 |
| - with 4MOTION all-wheel drive | 1,552 x 1,505 | - with 4MOTION all-wheel drive | 1,552 x 1,740 |

Crafter 35 LWB High Roof



*This value applies for 4MOTION all-wheel drive and rear-wheel drive.
**Load compartment length, max. (at floor level)/load compartment length, min.

Crafter 35 LWB Super- High Roof



*This value applies for 4MOTION all-wheel drive.
**Load compartment length, max. (at floor level)/load compartment length, min.

| | | | |
|-------------------------------------------------------------------------------------------------------------|-------------------|--------------------------------------------------------------------------------------------|---------------|
| load compartment, height (mm), with front-wheel drive/4MOTION all-wheel drive/rear-wheel drive | 1,961/1,861/1,861 | load compartment, height (mm), with front-wheel drive/4MOTION all-wheel drive | 2,189/2,089 |
| load compartment, volume (m ³), with front-wheel drive/4MOTION all-wheel drive/rear-wheel drive | 14.4/13.6/13.6 | load compartment, volume (m ³), with front-wheel drive/4MOTION all-wheel drive | 16.1/15.3 |
| lateral sliding door, width x height (mm): | | lateral sliding door, width x height (mm): | |
| - with front-wheel drive | 1,311 x 1,822 | - with front-wheel drive | 1,311 x 1,822 |
| - with 4MOTION all-wheel drive and rear-wheel drive | 1,311 x 1,722 | - with 4MOTION all-wheel drive | 1,311 x 1,722 |
| rear wing doors, width x height (mm): | | rear wing doors, width x height (mm): | |
| - with front-wheel drive | 1,552 x 1,840 | - with front-wheel drive | 1,552 x 1,840 |
| - with 4MOTION all-wheel drive and rear-wheel drive | 1,552 x 1,740 | - with 4MOTION all-wheel drive | 1,552 x 1,740 |



Safety and Security

| | | Crafter 30 MWB Runner | Crafter 35 103kW MWB | Crafter 35 103kW LWB | Crafter 35 130kW MWB | Crafter 35 130kW LWB |
|------------------------------------------------------------------------------------------------------------------------------------------------------------------------------------|-----------|-----------------------|----------------------|----------------------|----------------------|----------------------|
| Driver and front passenger airbag with front passenger airbag deactivation | 4UF | ● | ● | ● | ● | ● |
| Side and Curtain Airbag for driver and front passenger (Note: Not Available with Super High Roof) | 4X3 | \$1,800 | \$1,800 | \$1,800 | \$1,800 | \$1,800 |
| Forward Collision Warning Front Assist with Emergency Braking | 6K2 | \$500 | ● | ● | ● | ● |
| Lane change system side assist with Blind Spot Monitor, electric folding mirrors and park distance control in front and rear with active side protection and rear traffic alert | ZSA | \$1,200 | ● | ● | ● | ● |
| Cruise control system incl. speed limiter | 8T6 | ● | ● | ● | ● | ● |
| Adaptive Cruise Control ACC up to 160 km/h, incl. speed limiter | 8T8 | \$1,250 | \$1,250 | \$1,250 | \$1,250 | \$1,250 |
| Electronic Stability Control (ESP) and anti-lock brake system (ABS) | 1AS | ● | ● | ● | ● | ● |
| Park distance control in front and rear with active side protection | 9X0 | ● | ● | ● | ● | ● |
| Trailer manoeuvring system Trailer Assist, Park Assist, and park distance control with active side protection & Removable and lockable trailer hitch (incl. trailer stabilisation) | 9X3 & 1D2 | \$4,200 | \$4,200 | \$4,200 | \$4,200 | \$4,200 |
| Hill Start Assist | UG1 | ● | ● | ● | ● | ● |
| Hill Start Assist & Hill Descent Control (4MOTION variants only) | UG5 | - | - | - | \$150 | \$150 |
| Side Wind compensation | KJ1 | ● | ● | ● | ● | ● |
| Autonomous Post Collision Braking | ** | ● | ● | ● | ● | ● |
| Rear view camera system | KA1 | ● | ● | ● | ● | ● |
| 3-point automatic seat belts, height-adjustable with electric seat-belt tensioners in front | 3QN | ● | ● | ● | ● | ● |
| Warning buzzer and light for driver seat belt not fastened | 9P1 | ● | ● | ● | ● | ● |
| Central locking system with safe securing and radio remote control | 4I2 | ● | ● | ● | ● | ● |
| Electronic vehicle immobilisation device (transponder) | 7AA | ● | ● | ● | ● | ● |
| Tire pressure monitor | 7K3 | \$700 | \$700 | \$700 | \$700 | \$700 |



| Exterior | | Crafter 30 MWB Runner | Crafter 35 103kW MWB | Crafter 35 103kW LWB | Crafter 35 130kW MWB | Crafter 35 130kW LWB |
|------------------------------------------------------------------------------------------------------------------------------------------------------------------------------------------------------------|-----------|-----------------------|----------------------|----------------------|----------------------|----------------------|
| Normal Roof | 3R0 | -\$2,200 | -\$2,200 | - | -\$2,200 | - |
| High Roof | 3R2 | ● | ● | ● | ● | ● |
| Super High Roof (In White only) | ZD3 | - | - | \$4,000 | - | \$4,000 |
| Gross Vehicle Mass increase to 3,880kg | 1UV | \$4,000 | \$4,000 | \$4,000 | \$4,000 | \$4,000 |
| Gross Vehicle Mass increase to 4,000kg | 1UD | - | - | \$5,000 | - | \$5,000 |
| Standard suspension system and shock absorption. | 1BA | ● | ● | ● | ● | ● |
| Heavy-duty suspension system and shock absorption, heavy-duty stabilizers | 2MG | \$600 | \$600 | \$600 | \$600 | \$600 |
| Grey Bumper in front with painted trim panel in body colour, radiator grille unpainted with chrome moulding | 2JF & 6KA | ● | ● | ● | ● | ● |
| Halogen twin lamps | 8ID | ● | ● | ● | ● | ● |
| LED Headlights & Daytime Running Lights | 8IT | \$2,000 | \$2,000 | \$2,000 | \$2,000 | \$2,000 |
| Front fog lights with cornering function | 8WH | \$500 | \$500 | \$500 | \$500 | \$500 |
| Heat-insulating windshield made of laminated glass | 4GF | ● | ● | ● | ● | ● |
| Heated Rear Windows | 4HH | ● | ● | ● | ● | ● |
| Windshield wiper intermittent control with light and rain sensor and separate daytime running lights with automatic headlamp activations. | ZA3 | \$500 | ● | ● | ● | ● |
| Window Package | ZFP | \$1,600 | \$1,600 | \$1,600 | \$1,600 | \$1,600 |
| Deep Black window tint in passenger compartment - 5% VLT | YQA | \$1,100 | \$1,100 | \$1,100 | \$1,100 | \$1,100 |
| Exterior mirrors, power-adjustable and heated | 6XN | ● | - | - | - | - |
| Exterior mirrors, power-adjustable, heated and electric folding | 6XP | - | ● | ● | ● | ● |
| Sliding door, left and right | 5Q2 & 5R2 | ● | ● | ● | ● | ● |
| Mud Flaps in Front & Rear | 6N2 | ● | ● | ● | ● | ● |
| Side marker lamps | 8F1 | \$180 | ● | ● | ● | ● |
| Rear wing doors with windows aperture | ZHF | ● | ● | ● | ● | ● |
| Hinges for rear wing doors with increased opening angle (max. 270°) | 5V4 | ● | ● | ● | ● | ● |
| Mechanical Differential Lock in Rear (4MOTION variants only) | 1Y4 | - | - | - | \$1,200 | \$1,200 |
| Trailer hitch preparation (incl. trailer stabilisation) with wiring harness, outlet, and electronic control unit. (Note: Not Available on ELWB with GVM upgrade to Crafter 38 or 40) | 1D7 | ● | ● | ● | ● | ● |
| Trailer hitch preparation (incl. trailer stabilisation) with wiring harness, outlet, electronic control unit and towing bracket. (Note: Not Available on ELWB with GVM upgrade to Crafter 38 or 40) | 1D8 | \$650 | \$650 | \$650 | \$650 | \$650 |
| Step in rear, extending over half width (forces 1D8 - trailer hitch preparation, incompatible with local tow bar) | QT9 | \$250 | \$250 | \$250 | \$250 | \$250 |
| Step in rear, extending over full width (forces side marker lamps, removes 1D7, 1D8; incompatible with local tow bar) | QT4 | \$300 | \$300 | \$300 | \$300 | \$300 |



| Interior | | Crafter 30 MWB Runner | Crafter 35 103kW MWB | Crafter 35 103kW LWB | Crafter 35 130kW MWB | Crafter 35 130kW LWB |
|----------------------------------------------------------------------------------------------------------------------------------------------------------------|-----------------|-----------------------|----------------------|----------------------|----------------------|----------------------|
| 2 remote control folding keys | 8QJ | ● | ● | ● | ● | ● |
| Dimming breakaway interior rear-view mirror | 4L2 | ● | ● | ● | ● | ● |
| Electromechanical Power Steering | ** | ● | ● | ● | ● | ● |
| Height and reach adjustable steering column | 2ZA | ● | ● | ● | ● | ● |
| Multi-function steering wheel including multi-function display "Plus". Instrument cluster with display of speed, total/trip mileage, rpm, fuel gauge, and time | 2ZA & 9S5 & USA | ● | ● | ● | ● | ● |
| Air-conditioning (Climatic) system for front cabin with semi-automatic control and outside temperature display | ZK1 | ● | ● | ● | ● | ● |
| Air-Conditioning with 2nd Evaporator & 2nd Heater Core | 6AD | \$1,800 | \$1,800 | \$1,800 | \$1,800 | \$1,800 |
| Acoustic warning when reverse gear is engaged, de-activatable | IL2 | \$500 | \$500 | \$500 | \$500 | \$500 |
| Terminal block and preparation for function control module | IP4 | ● | ● | ● | ● | ● |
| Interior sound insulation measures, PLUS | 3W3 | ● | ● | ● | ● | ● |
| Two 12V outlets in the cab (in the dashboard) and 2 beverage holders | EU1 & 9JA | ● | ● | ● | ● | ● |
| Two 12V outlets in cab/load compartment (one at the C- and 1 at the D-pillar) | 7B3 | \$115 | \$115 | \$115 | \$115 | \$115 |
| Storage compartment over cab | QE4 | \$300 | ● | ● | ● | ● |
| Storage compartment over cab, accessible from load compartment | 7N4 | \$600 | \$300 | \$300 | \$300 | \$300 |
| Interior Roof Lining | 5CE | \$1,300 | \$1,300 | \$1,300 | \$1,300 | \$1,300 |
| Rubber floor covering in cab | 5AC | ● | ● | ● | ● | ● |

| | | | | | | |
|------------------------------------------------------------------------------------------------------------------------------------------------------------|-----------|---------|---------|---------|---------|---------|
| Cargo area partition with fixed window | 3CG | ● | ● | ● | ● | ● |
| Cargo area partition – removal of partition (Forces: Child safety lock in load compartment, Without grab handle on B-pillar in load/passenger compartment) | ZTO | NCO | NCO | NCO | NCO | NCO |
| Without floor covering in passenger/load compartment, with covering for locking mechanism on tailgate/rear wing doors | 5BA | ● | ● | ● | ● | ● |
| Wooden floor covering in load compartment, with loading edge | 5BD | \$1,100 | \$1,100 | \$1,100 | \$1,100 | \$1,100 |
| Universal floor covering with lashing rings longitudinal lashing rails | YDA | \$2,000 | \$2,000 | \$2,000 | \$2,000 | \$2,000 |
| Rear side trim panel in passenger/load compartment made of medium-height plastic twin-walled sheets | 5DB | ● | ● | ● | ● | ● |
| Rear side trim panel in load compartment made of plywood, extending up to the roof frame | 5DU | \$700 | \$700 | \$700 | \$700 | \$700 |
| Without rear side trim panel passenger load compartment | 5DA | NCO | NCO | NCO | NCO | NCO |
| Lashing rings for load restraint | 6B1 | 10X | 10X | 12X | 10X | 12X |
| Closed side panel in load compartment, rear, left and right | 4FA & 4JA | ● | ● | ● | ● | ● |
| Closed side panel in load compartment, front, left and right | 4DA & 4EA | ● | ● | ● | ● | ● |
| Closed side panel in load compartment, centre, left and right | 6VA & 6WA | ● | ● | ● | ● | ● |
| Side window in passenger/load compartment, front left and right, fixed | 4DE & 4EE | \$600 | \$600 | \$600 | \$600 | \$600 |
| 2 Standard interior lights in passenger / load compartment | 9CC | ● | ● | ● | ● | ● |
| Load compartment lighting: 4 LED spots | 9CW | \$300 | \$300 | \$300 | \$300 | \$300 |



| Seat & Upholstery | | Crafter 30 MWB Runner | Crafter 35 103kW MWB | Crafter 35 103kW LWB | Crafter 35 130kW MWB | Crafter 35 130kW LWB |
|---------------------------------------------------------------------------------------------------------------------------------------------------------------------------------|----------|-----------------------|----------------------|----------------------|----------------------|----------------------|
| Comfort seat for driver (Backrest adjustment, Longitudinal adjustment, 2 – track lumbar support, 1x inside armrest, seat cushion for adjustment, height adjustment) | 3SE | ● | - | - | - | - |
| Comfort seat "Plus" for driver (Backrest adjustment, Longitudinal adjustment, 4 – track electrical lumbar support, 2x armrests, seat cushion for adjustment, height adjustment) | 3SF | - | ● | ● | ● | ● |
| Comfort seat "Plus" for passenger | 3TF | \$500 | NCO | NCO | NCO | NCO |
| 2-seater front passenger bench seat with storage compartment | 3TS | ● | ● | ● | ● | ● |
| Swivel seat for driver. Forces a fold-down hand brake & no partition. N/A with bench seat | 3SD | \$300 | \$300 | \$300 | \$300 | \$300 |
| Swivel seat for passenger, forces no partition | 3TD | \$150 | \$150 | \$150 | \$150 | \$150 |
| Heated front seats | 4A3 | \$500 | \$500 | \$500 | \$500 | \$500 |
| Seat trim covers in fabric "Austin" | DM - NOL | ● | ● | ● | ● | ● |






| Minibus Package | | Crafter 30 MWB Runner | Crafter 35 103kW MWB | Crafter 35 103kW LWB | Crafter 35 130kW MWB | Crafter 35 130kW LWB |
|------------------------------------------------------------------------------------------------------------------------------------------------------------|---------|-----------------------|----------------------|----------------------|----------------------|----------------------|
| Minibus Package Consists of the Following | MINIBUS | \$6,780 | \$6,100 | \$6,100 | \$6,100 | \$6,100 |
| Air-Conditioning with 2nd Evaporator & 2nd Heater Core | 6AD | ● | ● | ● | ● | ● |
| Comfort seat "Plus" for passenger | 3TF | \$500 | ● | ● | ● | ● |
| Acoustic warning when reverse gear is engaged, de-activatable (Only for Crafter 38 & 40) | IL2 | - | ● | ● | ● | ● |
| Window Package | ZFP | ● | ● | ● | ● | ● |
| Deep Black window tint in passenger compartment - 5% VLT | YQA | ● | ● | ● | ● | ● |
| Cargo area partition – removal of partition (Forces: Child safety lock in load compartment, Without grab handle on B-pillar in load/passenger compartment) | ZTO | ● | ● | ● | ● | ● |
| Interior Roof Lining | 5CE | ● | ● | ● | ● | ● |
| Load compartment lighting: 4 LED spots | 9CW | ● | ● | ● | ● | ● |
| Without lashing rings | 6B0 | ● | ● | ● | ● | ● |
| Side marker lamps | 8F1 | \$180 | ● | ● | ● | ● |
| Hinges for rear wing doors | 5V3 | ● | ● | ● | ● | ● |











| Multimedia | | Crafter 30 MWB Runner | Crafter 35 103kW MWB | Crafter 35 103kW LWB | Crafter 35 130kW MWB | Crafter 35 130kW LWB |
|-------------------------------------------------------------------------|-----------|-----------------------|----------------------|----------------------|----------------------|----------------------|
| Radio "Composition Colour" 6.5" Touchscreen, 4 Speakers | Z14 | ● | ● | ● | ● | ● |
| Navigation "Discover Media" 8.0" Touchscreen, 4 Speakers, Voice Control | Z17 | \$1,500 | \$1,500 | \$1,500 | \$1,500 | \$1,500 |
| 2X Type-C USB Ports, Mobile Interface | Z14 / Z17 | ● | ● | ● | ● | ● |
| App-Connect | 9WT | ● | ● | ● | ● | ● |



| Wheels | | Crafter 30 MWB Runner | Crafter 35 103kW MWB | Crafter 35 103kW LWB | Crafter 35 130kW MWB | Crafter 35 130kW LWB |
|------------------------------------|-----|-----------------------|-------------------------------------------------------------------------------------|---------------------------------------------------------------------------------------|---------------------------------------------------------------------------------------|---------------------------------------------------------------------------------------|
| Standard Wheels | | 16" Steel Wheels | 16" Steel Wheels | 16" Steel Wheels | 16" Steel Wheels | 16" Steel Wheels |
| Tire Size | | 205/75 R16 | 205/75 R16 | 205/75 R16 | 205/75 R16 | 205/75 R16 |
| Image | | - |  |  |  |  |
| 17" Lismore Alloys | PR7 | - | \$2,800 | \$2,800 | \$2,800 | \$2,800 |
| Spare Steel Wheel, Tool Kit & Jack | | ● | ● | ● | ● | ● |



| Exterior Colours | | Crafter 30 MWB Runner | Crafter 35 103kW MWB | Crafter 35 103kW LWB | Crafter 35 130kW MWB | Crafter 35 130kW LWB |
|------------------------|-------------------------------------------------------------------------------------|-----------------------|----------------------|----------------------|----------------------|----------------------|
| Candy White |  | B4B4 | ● | ● | ● | ● |
| Cherry Red |  | 4B4B | ● | ● | ● | ● |
| Deep Black Pearlescent |  | 2T2T | \$2,600 | \$2,600 | \$2,600 | \$2,600 |
| Deep Ocean Blue |  | 0POP | ● | ● | ● | ● |
| Indium Grey Metallic |  | X3X3 | \$2,600 | \$2,600 | \$2,600 | \$2,600 |
| Luminous Orange |  | E3E3 | ● | ● | ● | ● |
| Ontario Green |  | V7V7 | ● | ● | ● | ● |
| Reflex Silver Metallic |  | 8E8E | \$2,600 | \$2,600 | \$2,600 | \$2,600 |

Crafter 50 Van

Model Year 2022 Specifications



Commercial
Vehicles



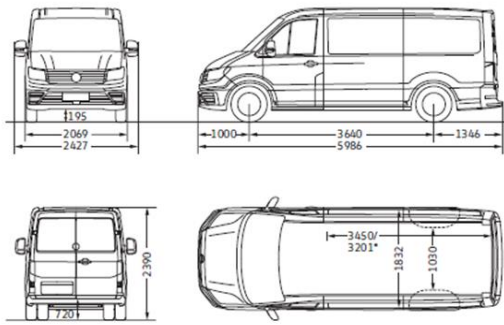
5 YEAR
WARRANTY

| Price | Crafter 50 MWB | Crafter 50 LWB | Crafter 50 ELWB |
|-------------------------------------------------------------------------------------------------------------------------------------------------------------------------------------------------------------------------------------------------------------------------------------------------------------------------------------------------------------------------------------------------------------------------------------------------------------------------------------------------------------------------------|----------------|----------------|-----------------|
| Model Code | SYBD8D | SYCD8D | SYDD8D |
| Maximum Retail Price* - 8 Speed Automatic | \$93,000 | \$97,000 | \$99,500 |
| Manual Transmission (Indent Order Only) | -\$4,000 | -\$4,000 | -\$4,000 |
| *Maximum Retail Price (MRP) includes 15% GST and does not include on-road costs. Fuel consumption tested in accordance with EC directive EEC 715/2007 and is based on NEDC procedure. Consumption is measured on European specification cars and may vary depending on equipment, road conditions, tires and driving behaviour. Image shows international specification, local specification may vary. Specifications are as planned at February 2022 for Model Year 2022 and subject to change without notice or obligation. | | | |



| Technical Data | Crafter 50 MWB | Crafter 50 LWB | Crafter 50 ELWB |
|---------------------------------------------------------------------------------------------------------|-----------------------|-----------------------|-----------------------|
| Engine Type | 4-Cylinder Twin Turbo | 4-Cylinder Twin Turbo | 4-Cylinder Twin Turbo |
| Fuel Type | Diesel | Diesel | Diesel |
| Cubic Capacity (cc) | 1,968 | 1,968 | 1,968 |
| Maximum Power (kW) @ rpm | 130 @ 3,600 | 130 @ 3,600 | 130 @ 3,600 |
| Maximum Torque (Nm) @ rpm | 410 @ 1,500 - 2,000 | 410 @ 1,500 - 2,000 | 410 @ 1,500 - 2,000 |
| Drivetrain | Rear Wheel Drive | Rear Wheel Drive | Rear Wheel Drive |
| Gross Vehicle Mass (kg) | 5,000 | 5,000 | 5,000 |
| Tare weight (kg), based on Standard Equipment | 2,583 | 2,704 | 2,773 |
| Payload, based on Standard Equipment | 2,417 | 2,296 | 2,227 |
| Axle load limit, Front / Rear (kg) | 2,200 / 3,500 | 2,200 / 3,500 | 2,200 / 3,500 |
| Trailer load limit 12% gradient. Braked / Unbraked (kg), based on Standard Equipment | 3,500 / 750 | 3,500 / 750 | 3,500 / 750 |
| Trailer down ball force (kg) | 120 | 120 | 120 |
| Roof load limit (kg) | 150 | 150 | 150 |
| Gross Train Weight 12% gradient (kg) | 8,000 | 8,000 | 8,000 |
| Fuel Tank Capacity (L, approx.) | 75 | 75 | 75 |
| Emission Standard. NEDC | EU6 | EU6 | EU6 |
| Ad Blue Tank Capacity (L, approx) | 18 | 18 | 18 |
| Combined Fuel Consumption, L/100km. NEDC | 8.7 | 8.7 | 8.8 |
| Start/stop system with regenerative braking | ● | ● | ● |
| 5-Year / 250,000 km (whichever occurs first) mechanical warranty, 5-Year Volkswagen Roadside Assistance | ● | ● | ● |
| 12-Year Anti-Corrosion Warranty | ● | ● | ● |
| Up to 30,000km or every two years (whichever occurs first) oil service intervals | ● | ● | ● |
| Volkswagen Service Plan - Scheduled Servicing for 4 Years / 60,000km (whichever occurs first) | \$1,595 | \$1,595 | \$1,595 |
| Volkswagen Service Plan - Scheduled Servicing for 6 Years / 90,000km (whichever occurs first) | \$2,745 | \$2,745 | \$2,745 |

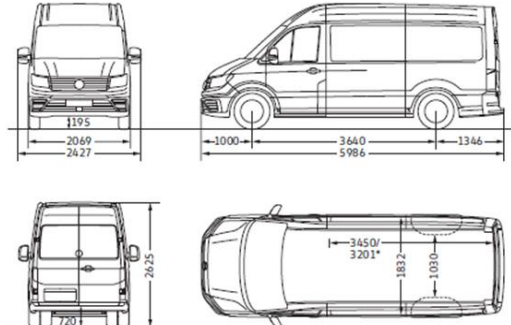
Crafter 50/55 Delivery Van medium wheelbase with normal roof



*Load compartment length, max. (at floor level)/load compartment length, min.

| | |
|--------------------------------------------|---------------|
| load compartment, height (mm) | 1,626 |
| load compartment, volume (m ³) | 9.3 |
| lateral sliding door, width x height (mm) | 1,311 x 1,487 |
| rear wing doors, width x height (mm) | 1,552 x 1,505 |

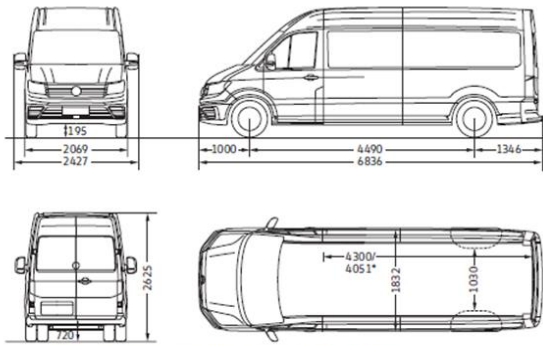
Crafter 50/55 Delivery Van medium wheelbase with high roof



*Load compartment length, max. (at floor level)/load compartment length, min.

| | |
|--------------------------------------------|---------------|
| load compartment, height (mm) | 1,861 |
| load compartment, volume (m ³) | 10.7 |
| lateral sliding door, width x height (mm) | 1,311 x 1,722 |
| rear wing doors, width x height (mm) | 1,552 x 1,740 |

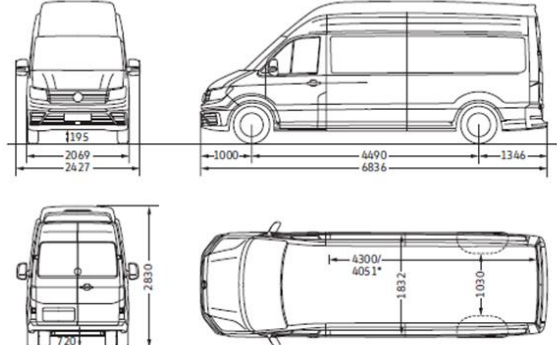
Crafter 50/55 Delivery Van long wheelbase with high roof



*Load compartment length, max. (at floor level)/load compartment length, min.

| | |
|--------------------------------------------|---------------|
| load compartment, height (mm) | 1,861 |
| load compartment, volume (m ³) | 13.6 |
| lateral sliding door, width x height (mm) | 1,311 x 1,722 |
| rear wing doors, width x height (mm) | 1,552 x 1,740 |

Crafter 50/55 Delivery Van long wheelbase with super-high roof



*Load compartment length, max. (at floor level)/load compartment length, min.

| | |
|--------------------------------------------|---------------|
| load compartment, height (mm) | 2,089 |
| load compartment, volume (m ³) | 15.3 |
| lateral sliding door, width x height (mm) | 1,311 x 1,722 |
| rear wing doors, width x height (mm) | 1,552 x 1,740 |



Safety and Security

| | | Crafter 50 MWB | Crafter 50 LWB | Crafter 50 ELWB |
|------------------------------------------------------------------------------------------------------------------------------------------------------------------------------------------------------------------------------------------------------|-----------|----------------|----------------|-----------------|
| Driver and front passenger airbag with front passenger airbag deactivation | 4UF | ● | ● | ● |
| Side and Curtain Airbag for driver and front passenger (Note: Not Available with Super High Roof) | 4X3 | \$1,800 | \$1,800 | \$1,800 |
| Forward Collision Warning Front Assist with Emergency Braking | 6K2 | ● | ● | ● |
| Lane change system side assist with Blind Spot Monitor, electric folding mirrors and park distance control in front and rear with active side protection and rear traffic alert | ZSA | ● | ● | ● |
| Cruise control system incl. speed limiter | 8T6 | ● | ● | ● |
| Adaptive Cruise Control ACC up to 160 km/h, incl. speed limiter | 8T8 | \$1,250 | \$1,250 | \$1,250 |
| Electronic Stability Control (ESP) and anti-lock brake system (ABS) | 1AS | ● | ● | ● |
| Park distance control in front and rear with active side protection | 9X0 | ● | ● | ● |
| Trailer manoeuvring system Trailer Assist, Park Assist, and park distance control with active side protection & Removable and lockable trailer hitch (incl. trailer stabilisation). Heavy Vehicle Exemption for tow bar processing cost is included. | 9X3 & 1D2 | \$4,650 | \$4,650 | \$4,650 |
| Hill Start Assist | UG1 | ● | ● | ● |
| Side Wind compensation | KJ1 | ● | ● | ● |
| Autonomous Post Collision Braking | ** | ● | ● | ● |
| Rear view camera system | KA1 | ● | ● | ● |
| 3-point automatic seat belts, height-adjustable with electric seat-belt tensioners in front | 3QN | ● | ● | ● |
| Warning buzzer and light for driver seat belt not fastened | 9P1 | ● | ● | ● |
| Central locking system with safe securing and radio remote control | 4I2 | ● | ● | ● |
| Electronic vehicle immobilisation device (transponder) | 7AA | ● | ● | ● |



| Exterior | | Crafter 50 MWB | Crafter 50 LWB | Crafter 50 ELWB |
|-------------------------------------------------------------------------------------------------------------------------------------------|-----------|----------------|----------------|-----------------|
| Normal Roof | 3R0 | -\$2,200 | - | - |
| High Roof | 3R2 | ● | ● | ● |
| Super High Roof (In White only) | ZD3 | - | \$4,000 | \$4,000 |
| Super High Roof (In body colour) | 2S2 & 7N4 | - | \$5,000 | \$5,000 |
| Gross Vehicle Mass increase to 5,500kg | SY*G8D | \$5,000 | \$5,000 | \$5,000 |
| Standard suspension system and shock absorption. | 1BA | ● | ● | ● |
| Heavy-duty suspension system and shock absorption, heavy-duty stabilizers | 2MG | \$700 | \$700 | \$700 |
| Grey Bumper in front with painted trim panel in body colour, radiator grille unpainted with chrome moulding | 2JF & 6KA | ● | ● | ● |
| Halogen twin lamps | 8ID | ● | ● | ● |
| LED Headlights & Daytime Running Lights | 8IT | \$2,000 | \$2,000 | \$2,000 |
| Heat-insulating windshield made of laminated glass | 4GF | ● | ● | ● |
| Heated Rear Windows | 4HH | ● | ● | ● |
| Windshield wiper intermittent control with light and rain sensor and separate daytime running lights with automatic headlamp activations. | ZA3 | ● | ● | ● |
| Exterior mirrors, power-adjustable, heated and electric folding | 6XP | ● | ● | ● |
| Sliding door, left and right | 5Q2 & 5R2 | ● | ● | ● |
| Mud Flaps in Front & Rear | 6N2 | ● | ● | ● |
| Side marker lamps | 8F1 | ● | ● | ● |
| Rear wing doors with windows aperture | ZHF | ● | ● | ● |
| Hinges for rear wing doors with increased opening angle (max. 270°) | 5V4 | ● | ● | ● |
| Trailer hitch preparation (incl. trailer stabilisation) with wiring harness, outlet, and electronic control unit. | 1D7 | ● | ● | ● |
| Trailer hitch preparation (incl. trailer stabilisation) with wiring harness, outlet, electronic control unit and towing bracket. | 1D8 | \$650 | \$650 | \$650 |
| Step in rear, extending over half width (forces 1D8 – trailer hitch preparation, incompatible with local tow bar) | QT9 | \$250 | \$250 | \$250 |
| Step in rear, extending over full width (removes 1D7, 1D8 incompatible - trailer hitch preparation) | QT4 | \$300 | \$300 | \$300 |



| Interior | | Crafter 50 MWB | Crafter 50 LWB | Crafter 50 ELWB |
|----------------------------------------------------------------------------------------------------------------------------------------------------------------------------------------------------------------------------------------------------------------------------|-----------------|----------------|----------------|-----------------|
| 2 remote control folding keys | 8QJ | ● | ● | ● |
| Dimming breakaway interior rear-view mirror | 4L2 | ● | ● | ● |
| Electromechanical Power Steering | ** | ● | ● | ● |
| Height and reach adjustable steering column | 2ZA | ● | ● | ● |
| Multi-function steering wheel including multi-function display "Plus". Instrument cluster with display of speed, total/trip mileage, rpm, fuel gauge, and time | 2ZA & 9S5 & U5A | ● | ● | ● |
| Air-conditioning (Climatic) system for front cabin with semi-automatic control and outside temperature display | ZK1 | ● | ● | ● |
| Acoustic warning when reverse gear is engaged, de-activatable | IL2 | \$500 | \$500 | \$500 |
| Terminal block and preparation for function control module | IP4 | ● | ● | ● |
| Interior sound insulation measures, PLUS | 3W3 | ● | ● | ● |
| Two 12V outlets in the cab (in the dashboard) and 2 beverage holders | EU1 & 9JA | ● | ● | ● |
| Two 12V outlets in cab/load compartment (one at the C- and 1 at the D-pillar) | 7B3 | \$115 | \$115 | \$115 |
| Storage compartment over cab | QE4 | ● | ● | ● |
| Storage compartment over cab, accessible from load compartment | 7N4 | \$300 | \$300 | \$300 |
| Trendline Package (Four 12V outlets in cab, overhead storage compartment & reading light, chrome package, interior sound insulation measures, illuminated & lockable glove compartment, front fog lamps with cornering light, step illumination in front – de-activatable) | ZTL | \$1,300 | \$1,300 | \$1,300 |
| Rubber floor covering in cab | 5AC | ● | ● | ● |
| Cargo area partition with fixed window | 3CG | ● | ● | ● |
| Cargo area partition – removal of partition (Forces: Child safety lock in load compartment, Without grab handle on B-pillar in load/passenger compartment) | ZT0 | NCO | NCO | NCO |
| Without floor covering in passenger/load compartment, with covering for locking mechanism on tailgate/rear wing doors | 5BA | ● | ● | ● |
| Wooden floor covering in load compartment, with loading edge | 5BD | \$1,100 | \$1,100 | \$1,100 |

| | | | | |
|-----------------------------------------------------------------------------------------------------|-----------|-------|-------|-------|
| Rear side trim panel in passenger/load compartment made of medium-height plastic twin-walled sheets | 5DB | ● | ● | ● |
| Rear side trim panel in load compartment made of plywood, extending up to the roof frame | 5DU | \$700 | \$700 | \$700 |
| Without rear side trim panel passenger load compartment | 5DA | NCO | NCO | NCO |
| Lashing rings for load restraint | 6B1 | 10X | 12X | 14X |
| C-rails on side panels in load compartment | 6L6 | \$450 | \$450 | \$450 |
| Closed side panel in load compartment, rear, left and right | 4FA & 4JA | ● | ● | ● |
| Closed side panel in load compartment, front, left and right | 4DA & 4EA | ● | ● | ● |
| Closed side panel in load compartment, centre, left and right | 6VA & 6WA | ● | ● | ● |
| Side window in passenger/load compartment, front left and right, fixed | 4DE & 4EE | \$600 | \$600 | \$600 |
| Side window in passenger/load compartment, front left and right, movable | 4DM & 4EM | \$800 | \$800 | \$800 |
| 2 Standard interior lights in passenger / load compartment | 9CC | ● | ● | ● |
| Load compartment lighting: 4 LED spots | 9CW | \$300 | \$300 | \$300 |



| Seat & Upholstery | | Crafter 50 MWB | Crafter 50 LWB | Crafter 50 ELWB |
|---------------------------------------------------------------------------------------------------------------------------------------------------------------------------------|----------|----------------|----------------|-----------------|
| Comfort seat "Plus" for driver (Backrest adjustment, Longitudinal adjustment, 4 - track electrical lumbar support, 2x armrests, seat cushion for adjustment, height adjustment) | 3SF | ● | ● | ● |
| Comfort seat "Plus" for passenger | 3TF | NCO | NCO | NCO |
| 2-seater front passenger bench seat with storage compartment | 3TS | ● | ● | ● |
| Swivel seat for driver. Forces a fold-down hand brake. N/A with bench seat | 3SD | \$300 | \$300 | \$300 |
| Swivel seat for passenger | 3TD | \$150 | \$150 | \$150 |
| Seat trim covers in fabric "Austin" | DM - NOL | ● | ● | ● |



| Minibus Package | | Crafter 50 MWB | Crafter 50 LWB | Crafter 50 ELWB |
|------------------------------------------------------------------------------------------------------------------------------------------------------------|---------|----------------|----------------|-----------------|
| Minibus Package Consists of the Following | MINIBUS | \$6,100 | \$6,100 | \$6,100 |
| Air-Conditioning with 2nd Evaporator & 2nd Heater Core | 6AD | ● | ● | ● |
| Comfort seat "Plus" for passenger | 3TF | ● | ● | ● |
| Acoustic warning when reverse gear is engaged, de-activatable | IL2 | \$500 | \$500 | \$500 |
| Window Package | ZFP | \$5,000 | \$5,000 | \$5,000 |
| Deep Black window tint in passenger compartment - 5% VLT | YQA | \$1,100 | \$1,100 | \$1,100 |
| Cargo area partition - removal of partition (Forces: Child safety lock in load compartment, Without grab handle on B-pillar in load/passenger compartment) | ZT0 | ● | ● | ● |
| Interior Roof Lining | 5CE | ● | ● | ● |
| Rollover Protection | 2Y1 | ● | ● | ● |
| Load compartment lighting: 4 LED spots | 9CW | ● | ● | ● |
| Without lashing rings | 6B0 | ● | ● | ● |
| Side marker lamps | 8F1 | ● | ● | ● |
| Hinges for rear wing doors | 5V3 | ● | ● | ● |



| Multimedia | | Crafter 50 MWB | Crafter 50 LWB | Crafter 50 ELWB |
|-------------------------------------------------------------------------|-----------|----------------|----------------|-----------------|
| Radio "Composition Colour" 6.5" Touchscreen, 4 Speakers | ZI4 | ● | ● | ● |
| Navigation "Discover Media" 8.0" Touchscreen, 4 Speakers, Voice Control | ZI7 | \$1,500 | \$1,500 | \$1,500 |
| 2X Type-C USB Ports, Mobile Interface | ZI4 / ZI7 | ● | ● | ● |
| App-Connect | 9WT | ● | ● | ● |



| Wheels | | Crafter 50 MWB | Crafter 50 LWB | Crafter 50 ELWB |
|------------------------------------|-----|---------------------------------------|---------------------------------------|---------------------------------------|
| Standard Wheels | | 16" Steel Wheels (Dual tires in Rear) | 16" Steel Wheels (Dual tires in Rear) | 16" Steel Wheels (Dual tires in Rear) |
| Tire Size | | 205/75 R16 | 205/75 R16 | 205/75 R16 |
| Spare Steel Wheel, Tool Kit & Jack | ZR8 | ● | ● | ● |



| Exterior Colours | | Crafter 50 MWB | Crafter 50 LWB | Crafter 50 ELWB | |
|------------------------|-------------------------------------------------------------------------------------|----------------|----------------|-----------------|---------|
| Candy White |  | B4B4 | ● | ● | ● |
| Cherry Red |  | 4B4B | ● | ● | ● |
| Deep Black Pearlescent |  | 2T2T | \$2,600 | \$2,600 | \$2,600 |
| Deep Ocean Blue |  | 0POP | ● | ● | ● |
| Indium Grey Metallic |  | X3X3 | \$2,600 | \$2,600 | \$2,600 |
| Luminous Orange |  | E3E3 | ● | ● | ● |
| Ontario Green |  | V7V7 | ● | ● | ● |
| Reflex Silver Metallic |  | 8E8E | \$2,600 | \$2,600 | \$2,600 |