

# Crafter 35 Cab Chassis

Model Year 2021 Specifications



Commercial  
Vehicles



5  
YEAR  
WARRANTY

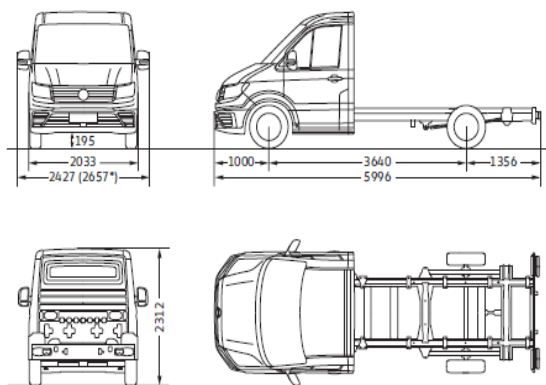
Price		Crafter 35 103kW MWB	Crafter 35 103kW LWB	Crafter 35 130kW MWB	Crafter 35 130kW LWB
Maximum Retail Price* - 8 Speed Automatic (Model Code)		\$64,500 (SZBB4B)	\$66,500 (SZCB4B)	\$68,500 (SZBB8B)	\$70,500 (SZCB8B)
Maximum Retail Price* - 8 Speed Automatic 4MOTION (Model Code)		-	-	\$76,000 (SZBB8Z)	\$78,000 (SZCB8Z)
Manual Transmission (Indent Order Only)		-\$4,000	-\$4,000	-\$4,000	-\$4,000
Double Cab - 7-Seater	SZH / SZI	\$5,500	\$5,500	\$5,500	\$5,500
Cowl Panel (Open Cab)	SZO / P / Q	NCO	NCO	NCO	NCO

\*Maximum Retail Price (MRP) includes 15% GST and does not include on-road costs. Fuel consumption tested in accordance with EC directive EEC 715/2007 and is based on NEDC procedure. Consumption is measured on European specification cars and may vary depending on equipment, road conditions, tires and driving behaviour. Image shows international specification, local specification may vary. Specifications are as planned at October 2020 for Model Year 2021 and subject to change without notice or obligation.



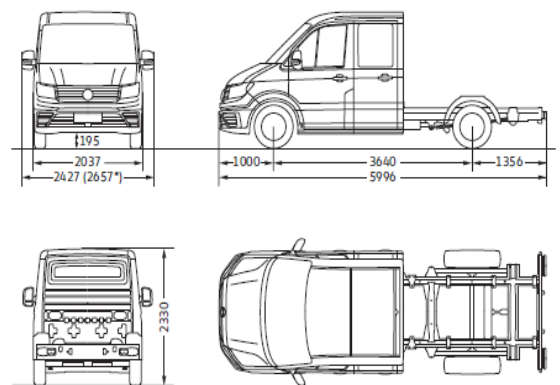
Technical Data		Crafter 35 103kW MWB	Crafter 35 103kW LWB	Crafter 35 130kW MWB	Crafter 35 130kW LWB
Engine Type		4-Cylinder Turbo	4-Cylinder Turbo	4-Cylinder Twin Turbo	4-Cylinder Twin Turbo
Fuel Type		Diesel	Diesel	Diesel	Diesel
Cubic Capacity (cc)		1,968	1,968	1,968	1,968
Maximum Power (kW) @ rpm		103 @ 3,500	103 @ 3,500	130 @ 3,600	130 @ 3,600
Maximum Torque (Nm) @ rpm		340 @ 1,500 - 2,250	340 @ 1,500 - 2,250	410 @ 1,500 - 2,000	410 @ 1,500 - 2,000
Drivetrain		Front Wheel Drive	Front Wheel Drive	Front Wheel Drive	Front Wheel Drive
Gross Vehicle Mass (kg)		3,500	3,500	3,500	3,500
Tare weight (kg), Single Cab		1,917	1,947	1,926	1,956
Tare weight (kg), Double Cab		2,039	2,069	2,048	2,078
Payload, Single Cab		1,583	1,553	1,574	1,544
Payload, Double Cab		1,461	1,431	1,452	1,422
Axle load limit, Front / Rear (kg)		1,800 / 2,100	1,800 / 2,100	1,800 / 2,100	1,800 / 2,100
Trailer load limit 12% gradient. Braked / Unbraked (kg), based on Standard Equipment		3,000 / 750	3,000 / 750	3,000 / 750	3,000 / 750
Trailer down ball force (kg)		120	120	120	120
Gross Train Weight 12% gradient (kg)		6,000	6,000	6,000	6,000
Fuel Tank Capacity (L, approx.)		75	75	75	75
Emission Standard		EU6	EU6	EU6	EU6
Fuel consumption (L/100km) (Combined)		7.5	7.7	7.7	7.9
Start/stop system with regenerative braking		●	●	●	●
5-Year / 250,000 km (whichever occurs first) mechanical warranty, 5-Year Volkswagen Roadside Assistance		●	●	●	●
12-Year Anti-Corrosion Warranty		●	●	●	●
Up to 50,000km (or flexible up-to two years) oil service intervals		●	●	●	●

Crafter 35 Chassis medium wheelbase with single cab



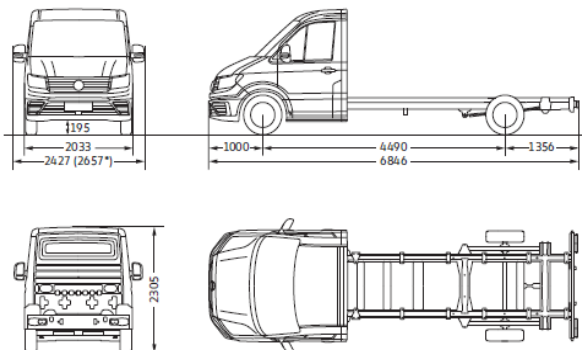
\*This value applies for the optional bow-mounted door mirror extensions.

Crafter 35 Chassis medium wheelbase with double cab



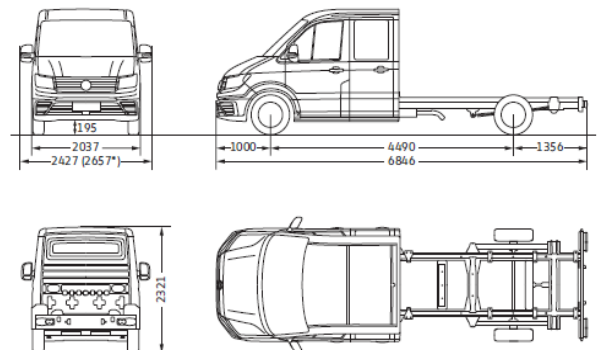
\*This value applies for the optional bow-mounted door mirror extensions.

Crafter 35 Chassis long wheelbase with single cab



\*This value applies for the optional bow-mounted door mirror extensions.

Crafter 35 Chassis long wheelbase with double cab



\*This value applies for the optional bow-mounted door mirror extensions.



Safety and Security		Crafter 35 103kW MWB	Crafter 35 103kW LWB	Crafter 35 130kW MWB	Crafter 35 130kW LWB
Driver and front passenger airbag with front passenger airbag deactivation	4UF	●	●	●	●
Driver Assistance Package: Forward Collision Warning, Emergency Braking, Lane Keep system Lane Assist, Adaptive Cruise Control (Not available for Cowl)	ZF2	●	●	●	●
Electronic Stability Control (ESP) and anti-lock brake system (ABS)	1AS	●	●	●	●
Hill Start Assist	UG1	●	●	●	●
Autonomous Post-Collision Braking	**	●	●	●	●
Preparation for rear-view camera system (camera must be ordered from Parts at additional cost and fitted locally)	KA8	●	●	●	●
3-point automatic seat belts, height-adjustable with electric seat-belt tensioners in front	3QN	●	●	●	●
Warning buzzer and light for driver seat belt not fastened	9P1	●	●	●	●
Central locking system with safe securing and radio remote control	4I2	●	●	●	●
Electronic vehicle immobilisation device (transponder)	7AA	●	●	●	●



Exterior		Crafter 35 103kW MWB	Crafter 35 103kW LWB	Crafter 35 130kW MWB	Crafter 35 130kW LWB
Aluminium Dropside Tray with multi layered marine birch plywood – Single Cab. (incl.: folding aluminium sides, lashing rings, steps in rear, mud flaps front and rear, side marker lamps)	ZP1 & 6N2 & 8F1	\$4,500	\$5,500	\$4,500	\$5,500
Aluminium Dropside Tray with multi layered marine birch plywood – Double Cab. (incl.: folding aluminium sides, lashing rings, steps in rear, mud flaps front and rear, side marker lamps)	ZP1 & 6N2 & 8F1	\$3,500	\$4,500	\$3,500	\$4,500
Gross Vehicle Mass increase to 3,880kg	1UV	\$4,000	\$4,000	\$4,000	\$4,000
Gross Vehicle Mass increase to 4,000kg	1UD	-	\$5,000	-	\$5,000
Standard suspension system and shock absorption.	1BA	●	●	●	●
Heavy-duty suspension system and shock absorption, heavy-duty stabilizers	2MG	\$600	\$600	\$600	\$600
Grey Bumper in front with painted trim panel in body colour, radiator grille unpainted with chrome moulding	2JF & 6KA	●	●	●	●
Halogen twin lamps	8ID	●	●	●	●
LED Headlights & Daytime Running Lights	8IT	\$2,000	\$2,000	\$2,000	\$2,000
Heat-insulating windshield made of laminated glass	4GF	●	●	●	●
Windshield wiper intermittent control with light and rain sensor and separate daytime running lights with automatic headlamp activations.	ZA3	●	●	●	●
Exterior mirrors, power-adjustable and heated	6XN	●	●	●	●
Side marker lamps	8F1	●	●	●	●
Rear window and dimming breakaway interior rear-view mirror	ZHF	●	●	●	●
Trailer hitch preparation (incl. trailer stabilisation) with wiring harness, outlet, and electronic control unit.	1D7	●	●	●	●



Interior		Crafter 35 103kW MWB	Crafter 35 103kW LWB	Crafter 35 130kW MWB	Crafter 35 130kW LWB
2 remote control folding keys	8QJ	●	●	●	●
Dimming breakaway interior rear-view mirror	4L2	●	●	●	●
Height and reach adjustable steering column	2ZA	●	●	●	●
Multi-function steering wheel including multi-function display "Plus". Instrument cluster with display of speed, total/trip mileage, rpm, fuel gauge, and time	2ZA & 9S5 & USA	●	●	●	●
Air-conditioning (Climatic) system for front cabin with semi-automatic control and outside temperature display	ZK1	●	●	●	●
Acoustic warning when reverse gear is engaged, de-activatable	IL2	\$500	\$500	\$500	\$500
Terminal block and preparation for function control module	IP4	●	●	●	●
Two 12V outlets in the cab (in the dashboard) and 2 beverage holders	EU1 & 9JA	●	●	●	●
Rubber floor covering in cab	5AC	●	●	●	●





Seat & Upholstery		Crafter 35 103kW MWB	Crafter 35 103kW LWB	Crafter 35 130kW MWB	Crafter 35 130kW LWB
Comfort seat "Plus" for driver (Backrest adjustment, Longitudinal adjustment, 4 – track electrical lumbar support, 2x armrests, seat cushion for adjustment, height adjustment)	3SF	●	●	●	●
Comfort seat "Plus" for passenger	3TF	NCO	NCO	NCO	NCO
2-seater front passenger bench seat with storage compartment	3TS	●	●	●	●
Swivel seat for driver. Forces a fold-down hand brake. N/A with bench seat	3SD	\$300	\$300	\$300	\$300
Swivel seat for passenger	3TD	\$150	\$150	\$150	\$150
Double Cab Only: 2nd Row 4-Seat Bench	3UN	●	●	●	●
Seat trim covers in fabric "Austin"	DM - NOL	●	●	●	●



Multimedia		Crafter 35 103kW MWB	Crafter 35 103kW LWB	Crafter 35 130kW MWB	Crafter 35 130kW LWB
Radio "Composition Colour" 6.5" Touchscreen, 4 Speakers	ZI4	●	●	●	●
Navigation " Discover Media" 8.0" Touchscreen, 4 Speakers, Voice Control	ZI7	\$1,500	\$1,500	\$1,500	\$1,500
2X Type-C USB Ports, Mobile Interface	ZI4 / ZI7	●	●	●	●
App-Connect	9WT	●	●	●	●



Wheels		Crafter 35 103kW MWB	Crafter 35 103kW LWB	Crafter 35 130kW MWB	Crafter 35 130kW LWB
Standard Wheels		16" Steel Wheels	16" Steel Wheels	16" Steel Wheels	16" Steel Wheels
Tire Size		205/75 R16	205/75 R16	205/75 R16	205/75 R16
Image					
17" Lismore Alloys	PR7	\$2,800	\$2,800	\$2,800	\$2,800
Spare Steel Wheel, Tool Kit & Jack	ZR8	●	●	●	●



Exterior Colours		Crafter 35 103kW MWB	Crafter 35 103kW LWB	Crafter 35 130kW MWB	Crafter 35 130kW LWB
Candy White		B4B4	●	●	●
Cherry Red		4B4B	●	●	●
Deep Black Pearllescent		2T2T	\$2,400	\$2,400	\$2,400
Deep Ocean Blue		0P0P	●	●	●
Indium Grey Metallic		X3X3	\$2,400	\$2,400	\$2,400
Luminous Orange		E3E3	●	●	●
Ontario Green		V7V7	●	●	●
Reflex Silver Metallic		8E8E	\$2,400	\$2,400	\$2,400

# Crafter 50 Cab Chassis

Model Year 2021 Specifications



Commercial  
Vehicles



5 YEAR  
WARRANTY

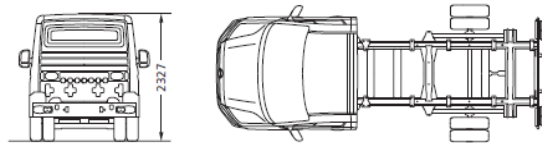
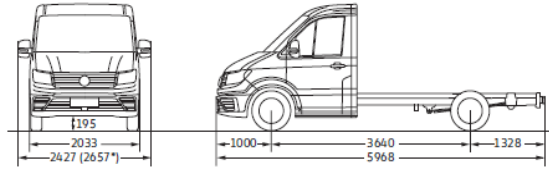
Price		Crafter 50 MWB	Crafter 50 LWB	Crafter 50 ELWB
Model Code		SZBD8D	SZCD8D	SZDD8D
Maximum Retail Price* - 8 Speed Automatic		\$80,500	\$82,500	\$85,000
Manual Transmission (Indent Order Only)		-\$4,000	-\$4,000	-\$4,000
Double Cab - 7-Seater	SZH / SZI	\$5,500	\$5,500	-
Cowl Panel (Open Cab)	SZO / P / Q	-	NCO	-

\*Maximum Retail Price (MRP) includes 15% GST and does not include on-road costs. Fuel consumption tested in accordance with EC directive EEC 715/2007 and is based on NEDC procedure. Consumption is measured on European specification cars and may vary depending on equipment, road conditions, tires and driving behaviour. Image shows international specification, local specification may vary. Specifications are as planned at October 2020 for Model Year 2021 and subject to change without notice or obligation.



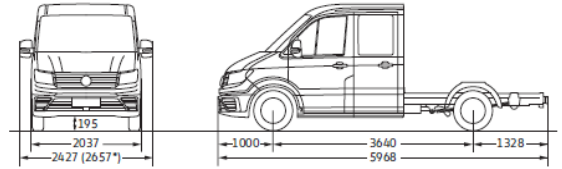
Technical Data		Crafter 50 MWB	Crafter 50 LWB	Crafter 50 ELWB
Engine Type		4-Cylinder Twin Turbo	4-Cylinder Twin Turbo	4-Cylinder Twin Turbo
Fuel Type		Diesel	Diesel	Diesel
Cubic Capacity (cc)		1,968	1,968	1,968
Maximum Power (kW) @ rpm		130 @ 3,600	130 @ 3,600	130 @ 3,600
Maximum Torque (Nm) @ rpm		410 @ 1,500 - 2,000	410 @ 1,500 - 2,000	410 @ 1,500 - 2,000
Drivetrain		Rear Wheel Drive	Rear Wheel Drive	Rear Wheel Drive
Gross Vehicle Mass (kg)		5,000	5,000	5,000
Tare weight (kg), Single Cab		2,159	2,202	2,217
Payload, Single Cab		2,841	2,798	2,783
Axle load limit, Front / Rear (kg)		2,200 / 3,500	2,200 / 3,500	2,200 / 3,500
Trailer load limit 12% gradient. Braked / Unbraked (kg), based on Standard Equipment		3,500 / 750	3,500 / 750	3,500 / 750
Trailer down ball force (kg)		140	140	140
Gross Train Weight 12% gradient (kg)		8,000	8,000	8,000
Fuel Tank Capacity (L, approx.)		75	75	75
Emission Standard		EU6	EU6	EU6
Ad Blue Tank Capacity (L, approx)		18	18	18
Fuel consumption (L/100km) (Combined)		8.8	8.8	8.8
Start/stop system with regenerative braking		●	●	●
5 year / 250,000 km (whichever occurs first) mechanical warranty, 5 year Volkswagen Roadside Assistance		●	●	●
12-Year Anti-Corrosion Warranty		●	●	●
Up to 50,000km (or flexible up-to two years) oil service intervals		●	●	●

Crafter 50/55 Chassis medium wheelbase with single cab



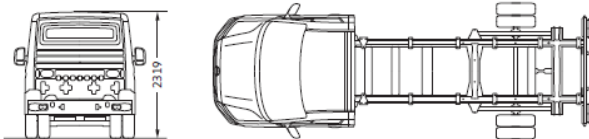
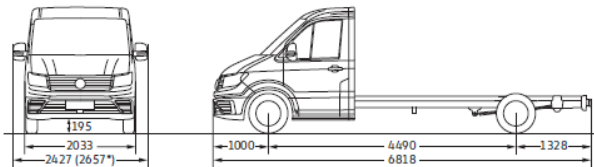
\*This value applies for the optional bow-mounted door mirror extensions.

Crafter 50 Chassis medium wheelbase with double cab



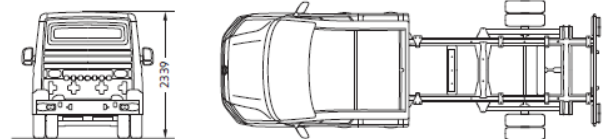
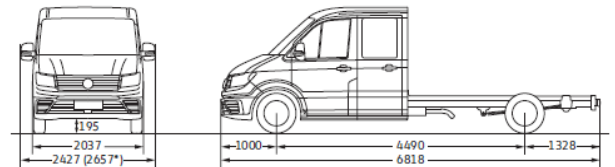
\*This value applies for the optional bow-mounted door mirror extensions.

Crafter 50/55 Chassis long wheelbase with single cab



\*This value applies for the optional bow-mounted door mirror extensions.

Crafter 50/55 Chassis long wheelbase with double cab



\*This value applies for the optional bow-mounted door mirror extensions.



## Safety and Security

		Crafter 50 MWB	Crafter 50 LWB	Crafter 50 ELWB
Driver and front passenger airbag with front passenger airbag deactivation	4UF	●	●	●
Driver Assistance Package: Forward Collision Warning, Emergency Braking, Lane Keep system Lane Assist, Adaptive Cruise Control (Not available for Cowl)	ZF2	●	●	●
Electronic Stability Control (ESP) and anti-lock brake system (ABS)	1AS	●	●	●
Hill Start Assist	UG1	●	●	●
Autonomous Post-Collision Braking	**	●	●	●
Preparation for rear-view camera system (camera must be ordered from Parts at additional cost and fitted locally)	KA8	●	●	●
3-point automatic seat belts, height-adjustable with electric seat-belt tensioners in front	3QN	●	●	●
Warning buzzer and light for driver seat belt not fastened	9P1	●	●	●
Central locking system with safe securing and radio remote control	4I2	●	●	●
Electronic vehicle immobilisation device (transponder)	7AA	●	●	●



Exterior		Crafter 50 MWB	Crafter 50 LWB	Crafter 50 ELWB
Aluminium Dropside Tray with multi layered marine birch plywood – Single Cab. (incl.: folding aluminium sides, lashing rings, steps in rear, mud flaps front and rear, side marker lamps)	ZP1 & 6N2 & 8F1	\$4,500	\$5,500	-
Aluminium Dropside Tray with multi layered marine birch plywood – Double Cab. (incl.: folding aluminium sides, lashing rings, steps in rear, mud flaps front and rear, side marker lamps)	ZP1 & 6N2 & 8F1	\$3,500	\$4,500	-
Gross Vehicle Mass increase to 5,500kg	SZ*G8D	\$5,000	\$5,000	\$5,000
Standard suspension system and shock absorption.	1BA	●	●	●
Heavy-duty suspension system and shock absorption, heavy-duty stabilizers	2MG	\$700	\$700	\$700
Grey Bumper in front with painted trim panel in body colour, radiator grille unpainted with chrome moulding	2JF & 6KA	●	●	●
Halogen twin lamps	8ID	●	●	●
LED Headlights & Daytime Running Lights	8IT	\$2,000	\$2,000	\$2,000
Heat-insulating windshield made of laminated glass	4GF	●	●	●
Windshield wiper intermittent control with light and rain sensor and separate daytime running lights with automatic headlamp activations.	ZA3	●	●	●
Exterior mirrors, power-adjustable and heated	6XN	●	●	●
Exterior mirrors w/ brace (registration possible with bodywork width of 2,160mm) - forces manual adjustable non-heated mirrors	ZB2	\$150	\$150	\$150
Side marker lamps	8F1	●	●	●
Rear window and dimming breakaway interior rear-view mirror	ZHF	●	●	●
Trailer hitch preparation (incl. trailer stabilisation) with wiring harness, outlet, and electronic control unit.	1D7	●	●	●



Interior		Crafter 50 MWB	Crafter 50 LWB	Crafter 50 ELWB
2 remote control folding keys	8QJ	●	●	●
Dimming breakaway interior rear-view mirror	4L2	●	●	●
Height and reach adjustable steering column	2ZA	●	●	●
Multi-function steering wheel including multi-function display "Plus". Instrument cluster with display of speed, total/trip mileage, rpm, fuel gauge, and time	2ZA & 9S5 & USA	●	●	●
Air-conditioning (Climatic) system for front cabin with semi-automatic control and outside temperature display	ZK1	●	●	●
Acoustic warning when reverse gear is engaged, de-activatable	IL2	\$500	\$500	\$500
Terminal block and preparation for function control module	IP4	●	●	●
Two 12V outlets in the cab (in the dashboard) and 2 beverage holders	EU1 & 9JA	●	●	●
Rubber floor covering in cab	5AC	●	●	●



Seat & Upholstery		Crafter 50 MWB	Crafter 50 LWB	Crafter 50 ELWB
Comfort seat "Plus" for driver (Backrest adjustment, Longitudinal adjustment, 4 – track electrical lumbar support, 2x armrests, seat cushion for adjustment, height adjustment)	3SF	●	●	●
Comfort seat "Plus" for passenger	3TF	NCO	NCO	NCO
2-seater front passenger bench seat with storage compartment	3TS	●	●	●
Swivel seat for driver. Forces a fold-down hand brake. N/A with bench seat	3SD	\$300	\$300	\$300
Swivel seat for passenger	3TD	\$150	\$150	\$150
Double Cab Only: 2nd Row 4-Seat Bench	3UN	●	●	●
Seat trim covers in fabric "Austin"	DM - NOL	●	●	●



Multimedia		Crafter 50 MWB	Crafter 50 LWB	Crafter 50 ELWB
Radio "Composition Colour" 6.5" Touchscreen, 4 Speakers	ZI4	●	●	●
Navigation "Discover Media" 8.0" Touchscreen, 4 Speakers, Voice Control	ZI7	\$1,500	\$1,500	\$1,500
2X Type-C USB Ports, Mobile Interface	ZI4 / ZI7	●	●	●
App-Connect	9WT	●	●	●



Wheels		Crafter 50 MWB	Crafter 50 LWB	Crafter 50 ELWB
Standard Wheels		16" Steel Wheels (Dual Tires in Rear)	16" Steel Wheels (Dual Tires in Rear)	16" Steel Wheels (Dual Tires in Rear)
Tire Size		205/75 R16	205/75 R16	205/75 R16
Spare Steel Wheel, Tool Kit & Jack	ZR8	●	●	●



Exterior Colours		Crafter 50 MWB	Crafter 50 LWB	Crafter 50 ELWB
Candy White		B4B4	●	●
Cherry Red		4B4B	●	●
Deep Black Pearlescent		2T2T	\$2,400	\$2,400
Deep Ocean Blue		0P0P	●	●
Indium Grey Metallic		X3X3	\$2,400	\$2,400
Luminous Orange		E3E3	●	●
Ontario Green		V7V7	●	●
Reflex Silver Metallic		8E8E	\$2,400	\$2,400