



The Ultimate  
Driving Machine



**THE ALL-NEW BMW 6 SERIES GRAN  
TURISMO.**

**DEALER SPECIFICATION GUIDE JULY 2018.**

# MODELS.

## 640i xDrive (JV62)

### Model Highlights:

- 8-speed sport automatic transmission with gearshift paddles
- 20" BMW light-alloy wheels, Double-spoke styling 648M
- Adaptive LED Headlights
- BMW Head Up Display
- Driving Assistant Plus
- Panorama Glass sunroof
- Parking Assistant Plus with Remote 3D View
- Speed Limit Info
- Multifunctional instrument display
- Navigation system Professional inc. iDrive6
- Panorama glass sunroof



### Product Details:

Consumption:	8.5l / 100km <sup>[1]</sup>	CO <sub>2</sub> :	195g / km <sup>[1]</sup>
0-100km/h:	5.3 sec	Transmission:	8-speed sport automatic
Engine:	6-cylinder	Power/Torque:	250kW / 450Nm
Price incl. GST			<b>\$158,600</b>

#### [1] IMPORTANT INFORMATION ABOUT OUR DATA

Fuel consumption is determined in accordance with the ECE driving cycle (93/116/EC) made up of approximately one third urban traffic and two thirds extra-urban driving (based on the distance covered). CO<sub>2</sub> emissions are measured in addition to fuel consumption.

All data is presented based on a vehicle of this model with standard equipment as tested for the German market. Where those vehicles are available in a right hand drive variant, they can be specially ordered from the factory by New Zealand customers.

Figures given for unladen weight in kg is based on vehicle with standard equipment and includes a 90 per cent tank filling, 68 kg allowance for the driver and 7 kg allowance for luggage. Optional equipment may increase this figure. The performance and fuel consumption rates listed are based on the use of RON 98 fuel.

Actual figures for fuel consumption and emissions will depend on many factors including traffic conditions, driving habits, prevailing conditions and your vehicle's actual equipment, condition and use. Test figures are unlikely to be achieved in real world driving conditions and should only be used for comparing one vehicle with another.

Further information about the official fuel consumption and the official specific CO<sub>2</sub> emissions for new passenger vehicles can be found in the 'New Passenger Vehicle Fuel Consumption and CO<sub>2</sub> Emission Guidelines', which are available free of charge at all sales outlets, from Deutsche Automobil Treuhand GmbH (DAT), Hellmuth-Hirth-Str. 1, 73760 Ostfildern, Germany, or at <http://www.dat.de/en/offers/publications/guideline-for-fuel-consumption.html>.

# STANDARD EQUIPMENT.

## 640i xDrive

---

### Transmission and technology

- 8-speed sport automatic transmission with gearshift paddles
- BMW Twin Power Turbo inline 6-cylinder petrol engine
- Brake Energy Regeneration
- Electric power steering with Servotronic
- Preparation for tow bar
- Rear axle air suspension
- Start/Stop button
- xDrive

### Exterior design and features

- 20" BMW light-alloy wheels, Double-spoke styling 648M
- Automatic tailgate
- Chrome Line exterior
- Exhaust tailpipe trapezoidal
- Heated exterior mirrors in body colour
- Metallic paintwork
- M Sport package
- M Sport brake
- Panorama glass roof
- Signature BMW ornamental kidney grille
- Sun protection glazing

### Light and Sight

- Ambient light incl. Welcome carpet
- Automatic dipping interior and door mirrors
- Exterior mirrors with automatic anti-dazzle function
- High-beam Assist
- Interior rear-view mirror with automatic anti-dazzle function
- Adaptive LED Headlights
- Rain sensor and automatic driving controls

### Driver assistance

- Driving Assistant Plus, includes Active Cruise Control
- Parking Assistant Plus, includes Rear View Camera, Park Distance Control (PDC) front and rear and Remote 3D View
- Speed Limit Info
- Steering and lane control assistant
- Lane change assistant
- Lane keeping assistant with active side collision protection

### Safety

- Active Protection
- Airbags for driver and front passenger (front, side, and head. Knee airbag for the driver)
- Central locking with electronic immobiliser Dynamic braking lights
- Dynamic Stability Control (DSC), Anti-lock Braking System (ABS), Braking Assistant, Cornering Brake Control (CBC), Dynamic Traction Control (DTC)
- Inner-vented disc brakes
- ISOFIX child seat mounting
- Run-flat indicator
- Run-flat safety tyres
- Three-point seat belts
- Warning triangle and first aid kit

### Entertainment, communication and information

- BMW Head Up Display
- CD Player
- Harman Kardon surround sound system
- iDrive controller with favourite buttons
- Multifunctional instrument display
- Navigation system Professional with 10.25" touch Control Display incl. iDrive 6
- Personal Profile
- Radio BMW Professional
- Telephony with Wireless Charging for smartphone
- USB audio interface

### ConnectedDrive features

- Concierge Services
- ConnectedDrive Services
- Intelligent Emergency Call
- Navigation Assistant, incl. Real Time Traffic Information
- Remote Services
- TeleServices

### Interior design, comfort and equipment

- Additional 12V power socket
- Automatic climate control, 2-zone
- BMW Gesture Control
- BMW Individual headliner anthracite
- Comfort Access System, keyless entry
- Door sill finishers with 'M' designation. Illuminated
- Electric seat adjustment for driver and front passenger, with memory function
- Fine-wood trim Poplar Grain Grey with highlight trim finisher Pearl Chrome
- Floor mats in velour
- Galvanic embellishers for controls
- Instrument panel in Sensatec
- Lumbar support for driver and front passenger
- M leather steering wheel
- Seat heating for driver and front passenger
- Comfort seats for driver and front passenger
- Storage options
- Through-loading system
- Upholstery, Leather 'Dakota' with exclusive stitching

LINES.

Luxury Line

640i xDrive



Exterior content:

- Front bumper and front ornamental design elements, tailpipe finishers and rear bumper embellisher in chrome
- Door handles illuminated with chrome insert
- Kidney grille bars in chrome
- Window frame in chrome
- B pillar in black high-gloss
- Tailpipe finishers in chrome
- LED fog lights

NCO

o



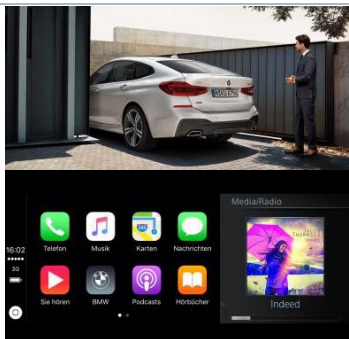
Interior content:

- Active seat ventilation in the front seats
- Exclusive Leather 'Nappa' Upholstery
- Sport leather steering wheel
- Front and rear door sill finisher illuminated with inserts in aluminium with 'Luxury Line' designation

**Wheel:** 20" light alloy wheels W-spoke style 646, high-gloss polished

# PACKAGES.

## Innovations Package



- **BMW Display Key**  
The integrated touch display allows to execute selected remote control functions and shows various information about the vehicle's status.
- **Remote Control Parking**  
Allows the driver to park into or pull out of a space using a remote control from outside the vehicle.
- **Apple Car Play**  
Enables wireless and comfortable usage of your iPhone® in your vehicle

\$1,450

○

## Exclusive Package



- **Adaptive 2-axle air suspension**  
Ensures extremely comfortable driving and suspension dynamics. The driving dynamics also benefit from the perfectly consistent elevation, even if the vehicle is fully loaded.
- **Automatic air conditioning with 4-zone control**  
Automatic temperature and air volume regulation for all seats
- **Integral Active Steering**  
Combines steering for the rear wheels with support that varies based on the steering angle on the front axle.
- **Roller sunblinds**  
Protection against strong direct sunlight and also less overheating of the interior on warm and sunny days.

\$7,400

○

## Comfort Package



- **Seat heating front and rear**  
Makes for comfortably warm seats in cool temperatures
- **Steering-wheel heating**  
Cold hands will be pleasantly warmed within seconds. After 30 minutes the heating is automatically turned off again.
- **Ambient Air package**  
Air ionisation and scents for the vehicle interior. Intensity of the scents can be controlled in three stages via iDrive controller or button in the air-conditioning control panel.

\$1,650

○

● Standard ○ Optional NCO No Cost Option

Product features, specifications, models and prices are subject to change without notice. The general information in these materials should always be read in conjunction with other specific materials and information available from BMW Group New Zealand. E&OE



# UPHOLSTERY AND TRIMS.

## Upholstery, Leather 'Dakota'

			Luxury Line	M Sport
LCFK	<b>Black with exclusive contrast stitching</b> with Black interior colour	NCO	○	○
LCDO	<b>Canberra Beige with exclusive contrast stitching</b> with Canberra Beige interior colour	NCO	○	○
LCFI	<b>Ivory White with exclusive contrast stitching</b> with Black interior colour	NCO	○	○
LCFF	<b>Ivory White with exclusive contrast stitching</b> with Black/Dark Coffee interior colour	NCO	○	○
LCRO	<b>Cognac with exclusive contrast stitching</b> with Black interior colour	NCO	○	○

## Upholstery, Leather 'Nappa'

			Luxury Line	M Sport
LZFK	<b>Black with exclusive contrast stitching</b> with Black interior colour	NCO \$1,500	○	○
LZFI	<b>Ivory White with exclusive contrast stitching</b> with Black interior colour	NCO \$1,500	○	○
LZFF	<b>Ivory White with exclusive contrast stitching</b> with Black/Dark Coffee interior colour	NCO \$1,500	○	○
LZNI	<b>Mocha with exclusive contrast stitching</b> with Black interior colour	NCO \$1,500	○	○
With Luxury Line only available with 453 'Active seat ventilation in the front seats'				

## Interior Trims


			Luxury Line	M Sport
4K7	<b>Aluminium Rhombicle</b> with highlight trim finishers Pearl Chrome (only with M Sport Package)	NCO	-	○
4K9	<b>Fine-Brushed Aluminium</b> with highlight trim finisher Pearl Chrome (not with M Sport Package)	NCO	○	-
4LH	<b>Fine-wood trim 'Fineline' Cove</b> with highlight trim finisher Pearl Chrome	NCO	○	○
4LF	<b>Fine-wood trim 'Fineline' Ridge</b> with highlight trim finisher Pearl Chrome	NCO	○	○
4LG	<b>Fine-wood trim Dark Burled Walnut</b> with highlight trim finisher Pearl Chrome	NCO	○	○
4LQ	<b>Fine-wood trim Poplar Grain Grey</b> with highlight trim finisher Pearl Chrome		●	●
4ML	<b>BMW Individual interior trim finishers piano finish Black</b>	\$500	○	○

● Standard ○ Optional NCO No Cost Option

Product features, specifications, models and prices are subject to change without notice. The general information in these materials should always be read in conjunction with other specific materials and information available from BMW Group New Zealand. E&OE

# PAINT, TRIM AND WHEELS.




## Non-Metallic Paint

	300	<b>Alpine White</b>	NCO	○	○
	668	<b>Black</b>	NCO	○	-

## Metallic Paint

	416	<b>Carbon Black</b>	NCO	-	○
	475	<b>Black Sapphire</b>	NCO	○	-
	A83	<b>Glacier Silver</b>	NCO	○	-
	A90	<b>Sophisto Grey Brilliant Effect</b>	NCO	○	○
	A96	<b>Mineral White</b>	NCO	○	○
	C10	<b>Mediterranean Blue</b>	NCO	○	-
	C25	<b>Royal Burgundy Red Brilliant Effect</b>	NCO	○	○
	C2S	<b>Jucaro Beige</b>	NCO	○	-
	C2Y	<b>Bluestone</b>	NCO	○	○

## Wheels

	21H	<b>20" M light alloy wheels Double-spoke style 648 M Bicolour with mixed tyres and run-flat properties</b> front: 8.5 J × 20 / tyres 245/40 R 20, rear: 10 J × 20 / tyres 275/35 R 20		-	●
	27Z	<b>20" light alloy wheels W-spoke style 646, high gloss polished with mixed tyres and run-flat properties</b> front: 8 J × 20 / tyres 245/45 R 20, rear: 9.5 J × 20 / tyres 275/40 R 20		●	-
	24N	<b>20" light alloy wheels V-spoke style 628 Bicolour with mixed tyres and run-flat properties</b> front: 8.5 J × 20 / tyres 245/40 R 20, rear: 10 x 20 tyres 275/35 R 20	\$500	○	-

● Standard ○ Optional NCO No Cost Option

Product features, specifications, models and prices are subject to change without notice. The general information in these materials should always be read in conjunction with other specific materials and information available from BMW Group New Zealand. E&OE

# OPTIONAL EQUIPMENT.

640i xDrive

248	<b>Steering wheel heating</b>	\$500	○
2VB	<b>Tyre pressure indicator</b>	\$500`	○
2VH	<b>Integral Active Steering</b> Combines steering for the rear wheels with support that varies based on the steering angle on the front axle.	\$2,750	○
2VR	<b>Adaptive 2-axle air suspension</b> Ensures extremely comfortable driving and suspension dynamics. The driving dynamics also benefit from the perfectly consistent elevation, even if the vehicle is fully loaded.	\$4,000	○
2VT	<b>Executive Drive</b> Executive Drive Pro is a suspension control system that combines high driving comfort with dynamic driving characteristics. Thanks to the active sway-stabilization - the first to work electro-mechanically - movement of the body is minimised when driving straight and when rounding corners. Only with 2VH 'Integral Active Steering' includes 2VR 'Adaptive 2-axle air suspension'	\$5,000	○
302	<b>Alarm system</b> Monitoring the whole car, including interior-movement sensor, tilt sensor and siren.	\$1,000	○
323	<b>Soft-Close function for doors</b> Enables the doors to be closed conveniently, safely and quiet. Auto-close when partially open.	\$1,500	○
3AC	<b>Towbar, electrically folding</b> The towbar with electrically adjustable tow ball is extremely easy to fold under the rear apron, where it is not visible during rides without a trailer. This feature also includes trailer stability control. The maximum trailer load is 2,100kg	\$2,400	○
416	<b>Roller sunblinds</b> Electric sunblind for rear door windows	\$1,500	○
453	<b>Active seat ventilation in the front seats</b> Ventilation of seat base and seat backrest Included in Luxury Line	\$1,500	○
4GQ	<b>M seat belts</b> Contains black seat belts with fine M seam for all seats Only with 337 'M Sport Package'	\$590	○
4HA	<b>Seat heating rear</b>	\$700	○
4NB	<b>Automatic air conditioning with 4-zone control</b> Temperature control and air volume control, automatic program, separate adjustment for driver and front passenger	\$1,000	○
4T7	<b>Massage function front</b> Eight massage programs, each with three intensity levels for muscle activation and relaxation	\$1,750	○
4U1	<b>Ceramic surround for controls</b> Details in ceramic: gear selection lever, surround for iDrive controller, audio and A/C controls	\$1,000	○
4UY	<b>Ski and snowboard bag</b> The Ski and snowboard bag makes it possible to transport skis or snowboards cleanly and safely. Practical carabiner ensure that it is securely fastened. The bag can be easily removed and used outside the car.	\$800	○
601	<b>TV function</b> Enables the reception of digital broadcasts when the car is stationary.	\$2,500	○
654	<b>DAB tuner</b> Enables digital radio reception	\$750	○
6CP	<b>Apple CarPlay®</b> Enables wireless and comfortable usage of your iPhone® in your vehicle via Apple CarPlay®	\$500	○
6F1	<b>Bowers &amp; Wilkins Diamond surround sound system</b> Fully active 10-channel amplifier with 1400 W and 16 speakers	\$8,250	○
6FH	<b>Rear-seat entertainment Professional</b> 2 tiltable independent 10.2" screens in the rear. Not with Leather Nappa (LZ**) upholstery. Only with 601 'TV function'	\$5,000	○
6UK	<b>BMW Night Vision with person recognition</b> Camera-based system employing infrared technology to enable people and animals to be seen more readily in poor-visibility situations	\$4,500	○
866	<b>Language version, simplified Chinese in the BMW iDrive interface,</b> with English language available as an alternative language.	NCO	○

● Standard ○ Optional NCO No Cost Option

Product features, specifications, models and prices are subject to change without notice. The general information in these materials should always be read in conjunction with other specific materials and information available from BMW Group New Zealand. E&OE





# BMW Offers & Services.



## BMW Financial Services

BMW Group Financial Services is your one stop shop for all your Finance, Leasing and Insurance needs. Each BMW dealership has a dedicated Business Manager who can put together a tailored finance and insurance package, to make getting into your next BMW even easier.

Speak to your Business Manager today about our Finance and Insurance products.



## Genuine BMW Service

Quality and safety are the essence of a Genuine BMW Service. When you buy a BMW, you can look forward to superb service and comprehensive customer care.

BMW Service Inclusive is complimentary with all BMW's sold new in New Zealand for a period of 3 years, so you don't have to waste a moment thinking about the cost of maintenance for your vehicle.

For more information visit [bmw.co.nz/service](http://bmw.co.nz/service)



## BMW Driving Experience

If you've ever wondered why a BMW is the Ultimate Driving Machine, a BMW Driving Experience course is for you.

Sign up for a BMW Driving Experience course and you will learn what these remarkable vehicles can really do. More importantly, you will also acquire essential skills that will enhance your driving ability and safety.

For more information, call 0508 BMW DRIVE (0508 269374) or email [BMW@tracktime.co.nz](mailto:BMW@tracktime.co.nz)





# BMW ConnectedDrive.


The BMW ConnectedDrive Services & Apps are on hand to make sure you have more time for the important things in life. Various innovations by BMW make things more convenient for you every day – whenever you want.



**Concierge Service** is a personal telematic call service that connects you to a BMW operator, who will be able to quickly access the information you need 7 days a week, 24 hours a day.



**Emergency Call** is standard for every new BMW. With either the manual or the automatic emergency call, details of your vehicle and location will be sent directly to an Emergency Service Centre.



**Real Time Traffic Information (RTTI)** provides a precise account of current traffic in real time. The information is presented on the Navigation map using colourful visualisation of traffic status, with diversion recommendations based on the current traffic situation.

# BMW Connected App.

The BMW Connected app learns your mobility routines, reads your calendar and knows when you need to leave, providing customers with a personal experience that is integrated into their everyday life. The app will allow customers to fully unleash the capabilities of BMW's innovative technologies intuitively through your smartphone.



## Learned destinations

BMW Connected learns your most frequently travelled routes and provides them as 'learned destinations' for future suggestions. If destinations are repeatedly visited, they are automatically listed at the usual time.



## Remote Services

Stay in touch with your BMW where ever you are. You can perform online searches powered by Google™, find your vehicle Location, lock & unlock your doors and flash the headlights or honk the horn to find your car.



## Share Live Trip Status

Using the BMW Connected+ feature "Share Live Trip Status", you can let others have details of your journey, live and in real time. To do this, send a link to a selected contact, who will then be able to access a map view with your current position, destination and estimated time of arrival.

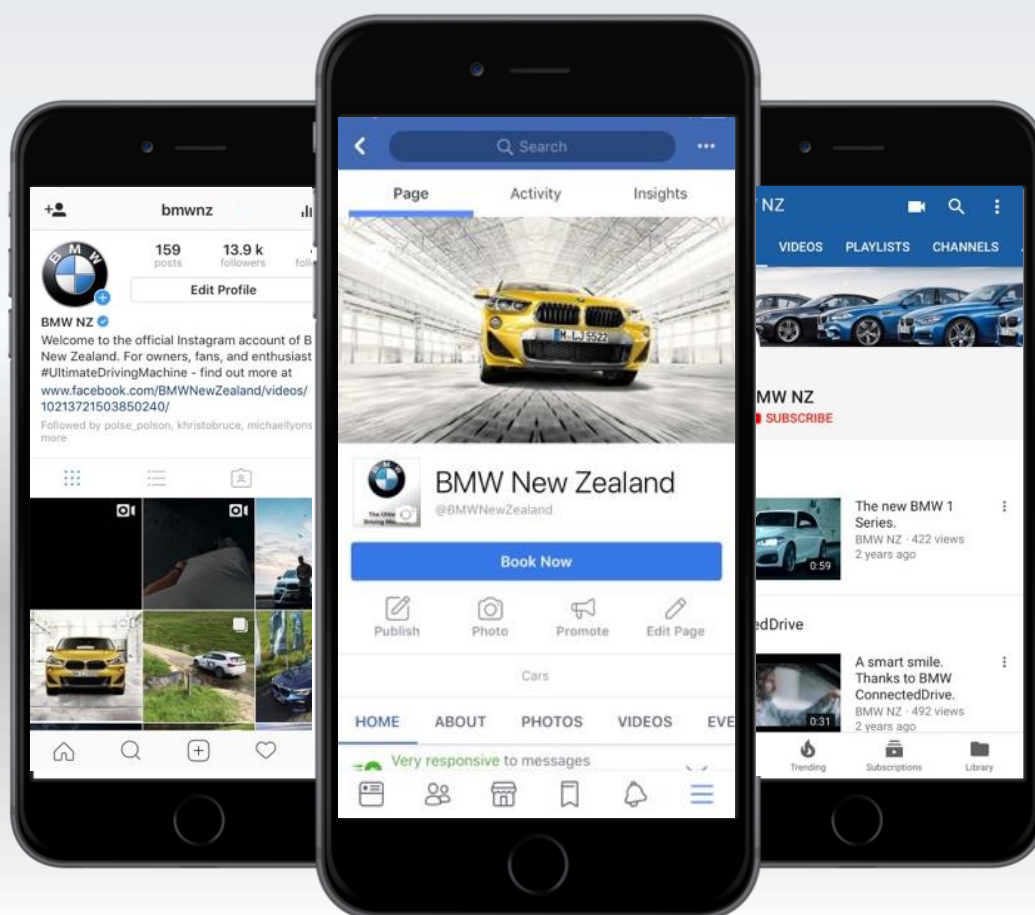


The Ultimate  
Driving Machine

# IMMERSE YOURSELF IN THE WORLD OF BMW.

Keeping up with the Ultimate Driving Machine has never been easier.  
Connect with us online and stay up to date with the latest from BMW.

[www.bmw.co.nz](http://www.bmw.co.nz)



[www.facebook.com/BMWNewZealand](http://www.facebook.com/BMWNewZealand)



[www.instagram.com/BMWNZ](http://www.instagram.com/BMWNZ)



[www.youtube.com/NZBMW](http://www.youtube.com/NZBMW)