

New Crafter Specifications.

Crafter Van 30 | 35 | 40. MY2018.



Commercial
Vehicles

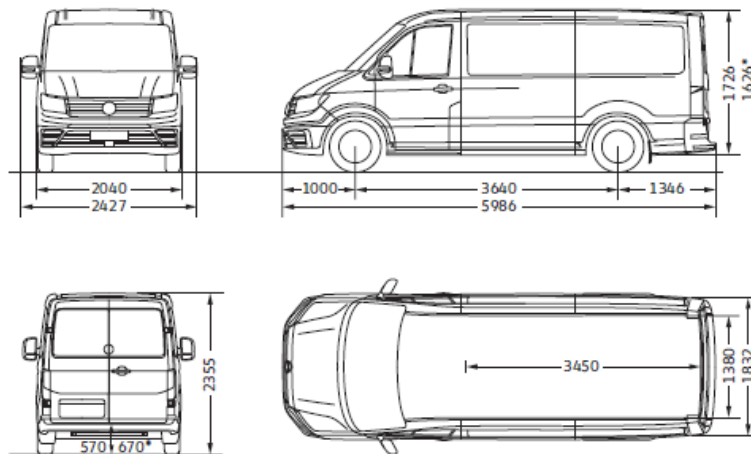
Model	Code	Crafter 30 103kW Runner MWB	Crafter 35 103kW MWB	Crafter 35 103kW LWB	Crafter 35 103kW ELWB	Crafter 35 130kW MWB	Crafter 35 130kW LWB	Crafter 35 130kW ELWB
RRP 6-Speed Manual		\$59,990 SYBA4A	\$67,490 SYBB4A	\$71,490 SYCB4A	\$73,690 SYDB4A	\$71,490 SYBB8A	\$75,490 SYCB8A	\$77,690 SYDB8A
RRP 6-Speed Manual 4MOTION			\$74,990 SYBB4Y	\$78,990 SYCB4Y	\$81,190 SYDB4Y	\$78,990 SYBB8Y	\$82,990 SYCB8Y	\$85,190 SYDB8Y
RRP 8-Speed Automatic		\$65,490 SYBA4B	\$71,490 SYBB4B	\$75,490 SYCB4B	\$77,690 SYDB4B	\$75,490 SYBB8B	\$79,490 SYCB8B	\$81,690 SYDB8B
RRP 8-Speed Automatic 4MOTION			-	-	-	\$82,990 SYBB8Z	\$86,990 SYCB8Z	\$89,190 SYDB8Z
High Roof	3R2	•	•	•	•	•	•	•
Normal Roof	3R0	-\$2,200	-\$2,200	-	-	-\$2,200	-	-
Super High Roof (in white only)		-	-	\$TBC	\$TBC	-	\$TBC	\$TBC
Technical Data								
Power (kW) @ rpm		103 @ 3,500	103 @ 3,500	103 @ 3,500	103 @ 3,500	130 @ 3,600	130 @ 3,600	130 @ 3,600
Torque (Nm) @ rpm		340 @ 1,500 - 2,250	340 @ 1,500 - 2,250	340 @ 1,500 - 2,250	340 @ 1,500 - 2,250	410 @ 1,500 – 2,000	410 @ 1,500 – 2,000	410 @ 1,500 – 2,000
Engine Displacement		1,968cc	1,968cc	1,968cc	1,968cc	1,968cc	1,968cc	1,968cc
Cylinders		Four	Four	Four	Four	Four	Four	Four
Fuel Type		Diesel	Diesel	Diesel	Diesel	Diesel	Diesel	Diesel
Fuel Injection system – Common rail direct injection		•	•	•	•	•	•	•
Induction system		Turbo	Turbo	Turbo	Turbo	Twin Turbo	Twin Turbo	Twin Turbo
Fuel tank volume in L	0M0	75L	75L	75L	75L	75L	75L	75L
Emission Standard - Manual (Auto)		EU 5 (EU 6)	EU 5 (EU 6)	EU 5 (EU 6)	EU 5 (EU 6)	EU 6 (EU 6)	EU 6 (EU 6)	EU 6 (EU 6)
Alternator, max charging current (A)	8GV	180A	180A	180A	180A	180A	180A	180A
Fuel Consumption (L/100km)								
Urban* - EU5 / EU6		8.9 / 8.0	8.9 / 8.0	9.0 / 8.3	TBC / 8.1	8.9	8.9	8.9
Extra-urban* - EU5 / EU6		7.3 / 7.2	7.3 / 7.2	7.5 / 7.4	TBC / 7.4	7.2	7.4	7.4
Combined* - EU5 / EU6		7.9 / 7.5	7.9 / 7.5	8.0 / 7.7	TBC / 7.7	7.8	8.0	8.0

Model	Code	Crafter 30 103kW Runner MWB	Crafter 35 103kW MWB	Crafter 35 103kW LWB	Crafter 35 103kW ELWB	Crafter 35 130kW MWB	Crafter 35 130kW LWB	Crafter 35 130kW ELWB
-------	------	--------------------------------------	----------------------------	----------------------------	-----------------------------	----------------------------	----------------------------	-----------------------------

Vehicle Weights and Dimensions*

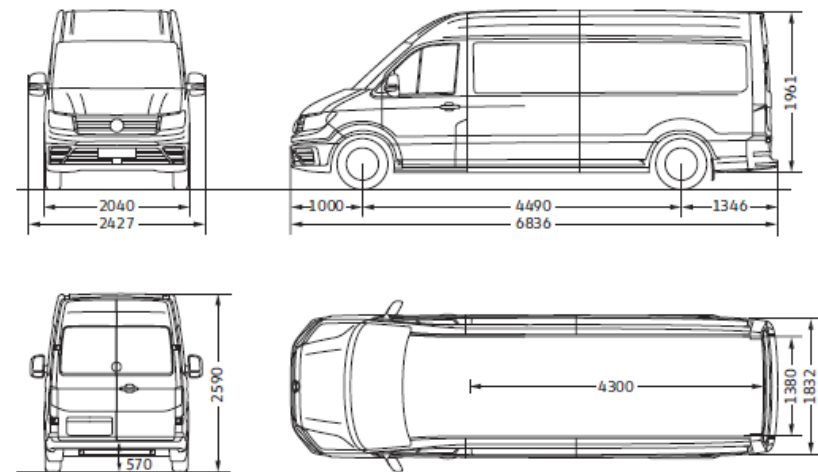
Unladen weight (kg)*		2,031	2,031	2,154	TBC	2,040	2,163	TBC
Payload (kg)*		969	1,469	1,346	1,283	1,460	1,337	1,283
Gross Vehicle Mass (kg)*		3,000	3,500	3,500	3,500	3,500	3,500	3,500
Axle load limit – front / rear (kg)*		1,800 / 2,100	1,800 / 2,100	1,800 / 2,100	1,800 / 2,100	1,800 / 2,100	1,800 / 2,100	1,800 / 2,100
Gross Train Mass (kg) 12% gradient		6,000	6,000	6,000	6,000	6,000	6,000	6,000
Trailer weight braked 12% gradient / unbraked		3,000/750	3,000/750	3,000/750	3,000/750	3,000/750	3,000/750	3,000/750
Trailer nose weight in kg*		120	120	120	120	120	120	120
Roof load limit in kg*		150	150	150	150	150	150	150
GVM increase 3880kg → Crafter 38.8	1UV	-	\$4,000	\$4,000	\$4,000	\$4,000	\$4,000	\$4,000
GVM increase 4000kg → Crafter 40	1UD	-	-	\$5,000	\$5,000	-	\$5,000	\$5,000

Medium Wheel Base (Normal Roof)



*This value applies for 4MOTION all-wheel drive.

Long Wheel Base (High Roof)



load compartment, volume (m ³), with front-wheel drive/all-wheel drive 4MOTION	11.3/10.7	load compartment, volume (m ³)	14.4
lateral sliding door, width x height (mm)	1,311 x 1,822	lateral sliding door, width x height (mm)	1,311 x 1,822
rear wing doors, width x height (mm)	1,552 x 1,840	rear wing doors, width x height (mm)	1,552 x 1,840
turning circle (m)	13.6	turning circle (m)	16.2

Model	Code	Crafter 30 103kW Runner MWB	Crafter 35 103kW MWB	Crafter 35 103kW LWB	Crafter 35 103kW ELWB	Crafter 35 130kW MWB	Crafter 35 130kW LWB	Crafter 35 130kW ELWB
Load Compartment								
Without floor covering in passenger/load compartment, with covering for locking mechanism on tailgate/rear wing doors	5BA	•	•	•	•	•	•	•
Wooden floor covering in load compartment, with loading edge	5BD	\$1,000	\$1,000	\$1,000	\$1,000	\$1,000	\$1,000	\$1,000
Wooden floor and luggage compartment side trim in load/passenger compartment	5BU	\$1,900	\$1,900	\$1,900	\$1,900	\$1,900	\$1,900	\$1,900
Universal floor covering with lashing rings longitudinal lashing rails	YDA	\$2,000	\$2,000	\$2,000	\$2,000	\$2,000	\$2,000	\$2,000
Universal floor covering with lashing rings and transverse lashing rails	YDH	\$2,000	\$2,000	\$2,000	\$2,000	\$2,000	\$2,000	\$2,000
Rear side trim panel in passenger/load compartment made of medium-height hardboard	5DB	•	•	•	•	•	•	•
Rear side trim panel in load compartment made of plywood, extending up to the roof frame	5DU	\$700	\$700	\$700	\$700	\$700	\$700	\$700
Without rear side trim panel passenger load compartment	5DA	NCO	NCO	NCO	NCO	NCO	NCO	NCO
Cargo area partition with fixed window	3CG	•	•	•	•	•	•	•
Cargo area partition with sliding window	3CH	\$450	\$450	\$450	\$450	\$450	\$450	\$450
Cargo area partition – removal of partition (Forces: Child safety lock in load compartment, Without grab handle on B-pillar in load/passenger compartment)	ZT0	NCO	NCO	NCO	NCO	NCO	NCO	NCO
Lashing rings for load restraint	6B1	10x	10x	12x	14x	10x	12x	14x
Closed side panel in load compartment, rear, left and right	4FA & 4JA	•	•	•	•	•	•	•
Closed side panel in load compartment, front, left and right	4DA & 4EA	•	•	•	•	•	•	•
Closed side panel in load compartment, centre, left and right	6VA & 6WA	•	•	•	•	•	•	•
Side window in passenger/load compartment, front left and right, fixed	4DE & 4EE	\$600	\$600	\$600	\$600	\$600	\$600	\$600
Sliding door, left and right	5Q2 & 5R2	•	•	•	•	•	•	•
Rear wing doors with windows aperture	ZHF	•	•	•	•	•	•	•
Hinges for rear wing doors with increased opening angle (max. 270°)	5V4	•	•	•	•	•	•	•
Heated Rear Windows	4HH	•	•	•	•	•	•	•
Rear window, heated, with rear window wiper and washer system	4HS	\$480	\$480	\$480	\$480	\$480	\$480	\$480
Step in rear, extending over full width (forces side marker lamps)	QT4	\$300	\$300	\$300	\$300	\$300	\$300	\$300
Step in rear, extending over half width (forces 1D8 – trailer hitch preparation)	QT9	\$200	\$200	\$200	\$200	\$200	\$200	\$200
Roof rack in load compartment, two movable bars, max. load 50kg each	YDG	\$600	\$600	\$600	\$600	\$600	\$600	\$600
Safety and Security								
3-point automatic seat belts, height-adjustable with electric seat-belt tensioners in front	3QN	•	•	•	•	•	•	•
Driver and front passenger airbag with front passenger airbag deactivation	4UF	•	•	•	•	•	•	•
Side and Curtain Airbag for driver and front passenger	4X3	\$1,800	\$1,800	\$1,800	\$1,800	\$1,800	\$1,800	\$1,800
Electronic Stability Control (ESP) and anti-lock brake system (ABS)	1AS	•	•	•	•	•	•	•

*Figures will change depending on model derivative and equipment fitted. Further changes regarding technical data and dimensions may apply due to current product development process. All figures are based on standard model based on manual transmission and front wheel drive. Please refer to brochure for further details. Specifications are subject to change without notice. Retail price includes 15% GST and does not include on-road costs. Fuel consumption tested in accordance with EC directive 80/1268/EC. Consumption measured on European specification cars. Please refer to brochure for further information. Issued 19 December 2017.

Key: • (Standard) NCO (No Cost Option) - (Not available)

Model	Code	Crafter 30 103kW Runner MWB	Crafter 35 103kW MWB	Crafter 35 103kW LWB	Crafter 35 103kW ELWB	Crafter 35 130kW MWB	Crafter 35 130kW LWB	Crafter 35 130kW ELWB
Central locking system with safe securing and radio remote control	4I2	•	•	•	•	•	•	•
Electronic vehicle immobilisation device (transponder)	7AA	•	•	•	•	•	•	•
Forward Collision Warning Front Assist with Emergency Braking	6K2	\$450	•	•	•	•	•	•
Lane change system side assist with Blind Spot Monitor, electric folding mirrors and park distance control in front and rear with active side protection and rear traffic alert	ZSA	\$1200	•	•	•	•	•	•
Front and rear park distance control with active side protection	9X0	•	•	•	•	•	•	•
Warning buzzer and light for driver seat belt not fastened	9P1	•	•	•	•	•	•	•
Side Wind compensation	KJ1	•	•	•	•	•	•	•
Electromechanical Power Steering	***	•	•	•	•	•	•	•
Autonomous Post Collision Braking	***	•	•	•	•	•	•	•
2 remote control folding keys	8QJ	•	•	•	•	•	•	•
Wheels and Suspension								
Steel wheels 6.5J x 16 in silver	F85	•	•	•	•	•	•	•
Spare wheel (steel wheel) with original equipment tire, tool kit, and jack	ZR8	•	•	•	•	•	•	•
Tires 205/75 R16 C113/111	Q69	•	-	-	-	-	-	-
Tires 235/65 R16 C115/113R	Q71	-	•	•	•	•	•	•
Alloy wheels 6.5J x 17, in silver (Tires 235/60 R17 C117/115 R, low rolling resistance, 4 alloy wheels 6.5J x 17, in silver, Alloy wheel trims). FORCES EU6 ENGINE, MAN & AUTO	PR7	\$2,800	\$2,800	\$2,800	\$2,800	\$2,800	\$2,800	\$2,800
Disk brakes in front, 16-inch (480 mm diameter)	1LA	•	•	•	•	•	•	•
Mud Flaps in front and rear	6N2	•	•	•	•	•	•	•
Standard suspension system and shock absorption.	1BA	•	•	•	•	•	•	•
Standard suspension system and shock absorption, heavy-duty stabilizers	2MF	\$400	\$400	\$400	\$400	\$400	\$400	\$400
Heavy-duty suspension system and shock absorption, heavy-duty stabilizers	2MG	\$600	\$600	\$600	\$600	\$600	\$600	\$600
Exterior Features								
Paint – Solid colours		•	•	•	•	•	•	•
Metallic / Pearl Effect Paint		\$2,600	\$2,600	\$2,600	\$2,600	\$2,600	\$2,600	\$2,600
Grey Bumper in front with painted trim panel in body colour, radiator grille unpainted with chrome moulding	2JF + 6KA	•	•	•	•	•	•	•
Trailer hitch preparation (incl. trailer stabilisation) with wiring harness, outlet, and electronic control unit	1D7	•	•	•	•	•	•	•
Trailer hitch preparation (incl. trailer stabilisation) with wiring harness, outlet, electronic control unit and towing bracket	1D8	\$650	\$650	\$650	\$650	\$650	\$650	\$650
Windshield wiper intermittent control with light and rain sensor and separate daytime running lights with	ZA3	\$500	•	•	•	•	•	•

*Figures will change depending on model derivative and equipment fitted. Further changes regarding technical data and dimensions may apply due to current product development process. All figures are based on standard model based on manual transmission and front wheel drive. Please refer to brochure for further details. Specifications are subject to change without notice. Retail price includes 15% GST and does not include on-road costs. Fuel consumption tested in accordance with EC directive 80/1268/EC. Consumption measured on European specification cars. Please refer to brochure for further information. Issued 19 December 2017.

Key: • (Standard) NCO (No Cost Option) - (Not available)

Model	Code	Crafter 30 103kW Runner MWB	Crafter 35 103kW MWB	Crafter 35 103kW LWB	Crafter 35 103kW ELWB	Crafter 35 130kW MWB	Crafter 35 130kW LWB	Crafter 35 130kW ELWB
automatic headlamp activations.								
Halogen twin lamps	8ID	•	•	•	•	•	•	•
LED headlamps with separate LED daytime running lights	8IT	\$2,000	\$2,000	\$2,000	\$2,000	\$2,000	\$2,000	\$2,000
Front Fog Lamps with cornering lights	8WH	\$500	\$500	\$500	\$500	\$500	\$500	\$500
Heat-insulating windshield made of laminated glass	4GF	•	•	•	•	•	•	•
Heat-insulating windshield made of laminated glass, heated	4GX	\$500	\$500	\$500	\$500	\$500	\$500	\$500
Side marker lamps	8F1	\$180	•	•	•	•	•	•
Roof turn signal in rear, right and left	9H1	\$300	\$300	\$300	\$300	\$300	\$300	\$300
Exterior mirrors, power-adjustable and heated	6XN	•	-	-	-	-	-	-
Exterior mirrors, power-adjustable, heated and electric folding	6XP	-	•	•	•	•	•	•
Dimming breakaway interior rear-view mirror	4L2	•	•	•	•	•	•	•
Acoustic warning when reverse gear is engaged, deactivatable	IL2	\$500	\$500	\$500	\$500	\$500	\$500	\$500
Interior Features								
2 Standard interior lights in passenger / load compartment	9CC	•	•	•	•	•	•	•
Load compartment lighting: 4 LED spots	9CW	\$300	\$300	\$300	\$300	\$300	\$300	\$300
Two 12V outlets in the cab (in the dashboard) and 2 beverage holders	EU1 & 9JA	•	•	•	•	•	•	•
Two 12V outlets in cab/load compartment (one at the C- and 1 at the D-pillar)	7B3	\$100	\$100	\$100	\$100	\$100	\$100	\$100
Interior sound insulation measures, PLUS	3W3	•	•	•	•	•	•	•
Storage compartment over cab	QE4	\$300	•	•	•	•	•	•
Storage compartment over cab, accessible from load compartment	7N4	\$300	\$300	\$300	\$300	\$300	\$300	\$300
Rubber floor covering in cab	5AC	•	•	•	•	•	•	•
Air-conditioning (Climatic) system for front cabin with semi-automatic control and outside temperature display	ZK1	•	•	•	•	•	•	•
Cruise control system incl. speed limiter	8T6	•	•	•	•	•	•	•
Adaptive Cruise Control ACC up to 160 km/h, incl. speed limiter	8T8	\$1,250	\$1,250	\$1,250	\$1,250	\$1,250	\$1,250	\$1,250
Hill Start Assist	UG1	•	•	•	•	•	•	•
Tire Pressure Monitoring System	7K3	\$650	\$650	\$650	\$650	\$650	\$650	\$650
Height and reach adjustable steering column	2ZA	•	•	•	•	•	•	•
Multi-function steering wheel including multi-function display "Plus". Instrument cluster with display of speed, total/trip mileage, rpm, fuel gauge, and time	2ZA & 9S5 & U5A	•	•	•	•	•	•	•
Rear view camera system	KA1	•	•	•	•	•	•	•
Park distance control in front and rear with active side protection	9X0	•	•	•	•	•	•	•
Park Assist and park distance control in front and rear with active side protection	9X1	\$350	\$350	\$350	\$350	\$350	\$350	\$350

*Figures will change depending on model derivative and equipment fitted. Further changes regarding technical data and dimensions may apply due to current product development process. All figures are based on standard model based on manual transmission and front wheel drive. Please refer to brochure for further details. Specifications are subject to change without notice. Retail price includes 15% GST and does not include on-road costs. Fuel consumption tested in accordance with EC directive 80/1268/EC. Consumption measured on European specification cars. Please refer to brochure for further information. Issued 19 December 2017.

Key: • (Standard) NCO (No Cost Option) - (Not available)

Model	Code	Crafter 30 103kW Runner MWB	Crafter 35 103kW MWB	Crafter 35 103kW LWB	Crafter 35 103kW ELWB	Crafter 35 130kW MWB	Crafter 35 130kW LWB	Crafter 35 130kW ELWB
Trailer manoeuvring system Trailer Assist, Park Assist, and park distance control with active side protection & Removable and lockable trailer hitch (incl. trailer stabilisation)	9X3 & 1D2	\$4,200	\$4,200	\$4,200	\$4,200	\$4,200	\$4,200	\$4,200
Trendline Package (Four 12V outlets in cab, overhead storage compartment & reading light, chrome package, interior sound insulation measures, illuminated & lockable glove compartment, front fog lamps with cornering light, step illumination in front – deactivatable)	ZTL	\$1,300	\$1,300	\$1,300	\$1,300	\$1,300	\$1,300	\$1,300

Seats and Upholstery

Comfort seat for driver (Backrest adjustment, Longitudinal adjustment, 2 – track lumbar support, 1x inside armrest, seat cushion for adjustment, height adjustment)	3SE	•	-	-	-	-	-	-
Comfort seat "Plus" for driver (Backrest adjustment, Longitudinal adjustment, 4 – track electrical lumbar support, 2x armrests, seat cushion for adjustment, height adjustment)	3SF	\$500	•	•	•	•	•	•
Comfort seat "Plus" for passenger	3TF	\$500	NCO	NCO	NCO	NCO	NCO	NCO
2-seater front passenger bench seat with storage compartment	3TS	•	•	•	•	•	•	•
Swivel seat – driver. Forces a fold-down hand brake. N/A with bench seat	3SD	\$600	\$300	\$300	\$300	\$300	\$300	\$300
Swivel seat – passenger	3TD	\$150	\$150	\$150	\$150	\$150	\$150	\$150
Seat trim covers in fabric "Austin"	DM - N0L	•	•	•	•	•	•	•
Seat heater for driver and passenger seat, separately controllable	4A3	\$500	\$500	\$500	\$500	\$500	\$500	\$500

Multimedia


Radio "Composition Media" with 8-inch touch screen, 4 speakers and 2 woofers, mobile phone interface, USB interface (compatible with iPod/ iPhone/iPad), AUX-IN jack, and electric interface, illuminated glove compartment with lockable lid, Multi-function display "Plus" + APP CONNECT	Z34, 9ZX 8RE	•	•	•	•	•	•	•
Navigation system "Discover Media" with 8-inch touch screen, 4 speakers and 2 woofers, mobile phone interface with WLAN, USB interface (compatible with iPod/ iPhone/iPad), AUX-IN jack, and electric interface, illuminated glove compartment with lockable lid, Multi-function display "Plus" + APP CONNECT	Z44,9ZX, 77T, 8RE	\$1,000	\$1,000	\$1,000	\$1,000	\$1,000	\$1,000	\$1,000

Warranty and Servicing

3 year / 250,000 km mechanical warranty		•	•	•	•	•	•	•
12 year anti-corrosion warranty		•	•	•	•	•	•	•
3 year Volkswagen Roadside Assistance		•	•	•	•	•	•	•
Up to 50,000 km (or flexible up to 2 years) oil service intervals		•	•	•	•	•	•	•

*Figures will change depending on model derivative and equipment fitted. Further changes regarding technical data and dimensions may apply due to current product development process. All figures are based on standard model based on manual transmission and front wheel drive. Please refer to brochure for further details. Specifications are subject to change without notice. Retail price includes 15% GST and does not include on-road costs. Fuel consumption tested in accordance with EC directive 80/1268/EC. Consumption measured on European specification cars. Please refer to brochure for further information. Issued 19 December 2017.

Key: • (Standard) NCO (No Cost Option) - (Not available)

Product Description	Price
<p><u>Bus Package Premium for Crafter 35 MWB (locally fitted in NZ):</u></p> <ul style="list-style-type: none"> • Comfort seat Plus on left and right in first row of seat (3TF & 3SF) • Window Package (ZFP) • Air conditioning system Climatic with 2nd evaporator (PK3) • Closed side panel on the right side in passenger compartment (5R0) • Removes: Partition (ZT0), Hinges for rear wing doors (5V4), Side marker lamps (8F1), lashing rings (6B0); • 3 + 3 + 4 Seater Suburban 4520 cloth covered to match front seats • 10x Lap & diagonal seatbelts • Bonded floor mounting system • 12mm Eurogrip ply floor with vinyl mat (5AA) • Fully certified to NZ LVV safety standards • Side door entry handle x 2 • COF Gear, emergency exit signage, hammer-buzzer, fire extinguisher • Auto Transform to obtain first COF • Side lining up to window height including door panels • Rear cargo barrier 	 <p style="text-align: center;">\$18,990</p>
<p><u>Bus Package Luxury 35 MWB (locally fitted in NZ):</u></p> <ul style="list-style-type: none"> • Comfort seat Plus on left and right in first row of seat (3TF & 3SF) • Window Package (ZFP) • Air conditioning system Climatic with 2nd evaporator (PK3) • Closed side panel on the right side in passenger compartment (5R0) • Removes: Partition (ZT0), Hinges for rear wing doors (5V4), Side marker lamps (8F1), lashing rings (6B0); • 3+3+4 luxury 4800 bucket seating configuration in rear of van wing top, extra comfort pack, armrest on row ends • Black leather seat covers • Recliners on all positions • Over shoulder seatbelts x 10 • Fully certified to NZ safety standards for COF • Bonded tracking floor mounting system • Overlay plywood inserts with black fleck industrial grade carpet • Full carpet over mats in rear area covering tracking • Carpet over mat in front foot area of driver and passenger • Carpet cover seat bases recover driver and passenger seats with black leather • "COF gear: Emergency exit signage, Hammer-buzzer unit, Fire extinguisher, Auto Transform to obtain first COF" • Automatic 12V side step 1m • Side lining up to window height including door panels • Rear cargo barrier 	<p style="text-align: center;">\$30,990</p>

*Figures will change depending on model derivative and equipment fitted. Further changes regarding technical data and dimensions may apply due to current product development process. All figures are based on standard model based on manual transmission and front wheel drive. Please refer to brochure for further details. Specifications are subject to change without notice. Retail price includes 15% GST and does not include on-road costs. Fuel consumption tested in accordance with EC directive 80/1268/EC. Consumption measured on European specification cars. Please refer to brochure for further information. Issued 19 December 2017.

Key: • (Standard) NCO (No Cost Option) - (Not available)